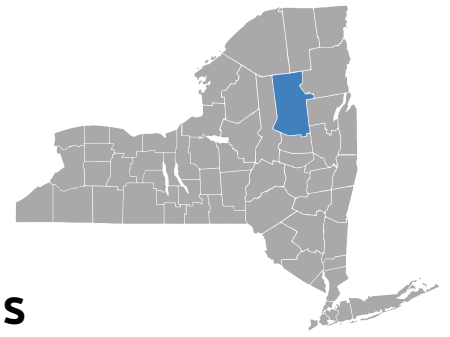
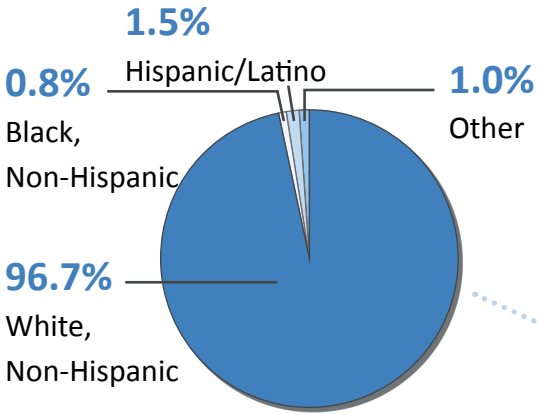


# HAMILTON COUNTY | DATA SNAPSHOT



## POPULATION



| Age Group  | Count |
|------------|-------|
| Under 18   | 656   |
| Ages 18-64 | 2,708 |
| Ages 65+   | 1,282 |



## HOUSEHOLDS

Mean Household Income **\$64,039**  
 % Single Parent Households **11.3%**



## EMPLOYMENT STATUS

% Unemployed **6.2%**



## SCHOOL SYSTEM INFORMATION

Student-to-Teacher Ratio **4.9**  
 % Free and Reduced Lunch **43.0%**  
 % High School Graduate/GED **32.0%**  
 % Some College, No Degree **23.5%**  
 % Associate's Degree **12.2%**  
 % Bachelor's Degree or Higher **20.0%**



## AVAILABILITY OF VEHICLES

% Households with One Vehicle or Less Available **36.7%**



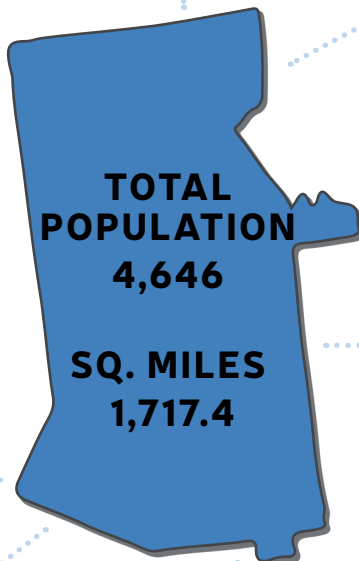
## HEALTH PROFESSIONAL SHORTAGE AREA (HPSA)

Number of Primary Care HPSAs **2**  
 Number of Dental Care HPSAs **0**  
 Number of Mental Health HPSAs **1**



## POVERTY

% Individuals Receiving Medicaid **22.6%**  
 % Individuals Under Federal Poverty Level **9.7%**  
 Number of ALICE and Poverty Households **779**



### DATA SOURCES

The information above is comprised of a blending of multiple data sources, including: Center for Health Workforce Studies, Health Workforce Planning Data Guide, 2014; Centers for Medicare and Medicaid Services, CMS Enterprise Portal; Community Health Indicator Reports; Department of Health, Wadsworth Center; Division of Criminal Justice Services Index, Property, and Firearm Rates; Health Resources and Services Administration, HPSA Find, 2017-2018; Institute of Education Sciences, National Center for Education Statistics, 2016-2017; NYS Department of Health; NYS Department of Health Hospital Report on Hospital Acquired Infections; NYS Department of Health Tobacco Enforcement Compliance Results; NYS Education Department; NYS Expanded Behavioral Risk Factor Surveillance System; NYS Office of the Professions, License Statistics, 2019; NYS Traffic Safety Statistical Repository; Prevention Agenda Dashboard; State and County Indicators for Tracking Public Health Priority Areas; Student Weight Status Category Reporting System (SWSCRS) Data; United For ALICE; US Census Bureau, American Community Survey 5-year Estimates; US Department of Agriculture, National Agriculture Statistics Service, 2012; USDA Economic Research Service Fitness Facilities Data. **This document was created in 2019, by the Adirondack Rural Health Network, a program of AHL.**