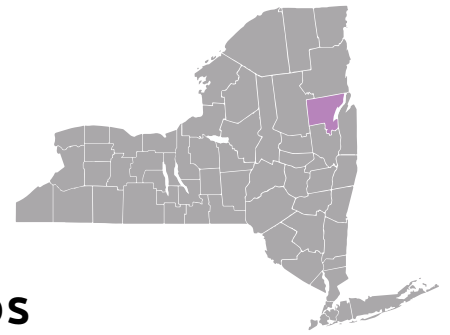
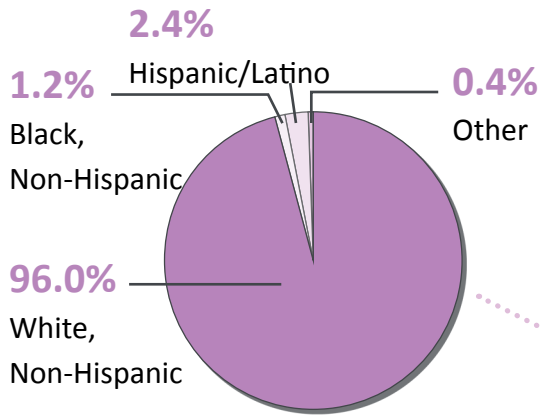


WARREN COUNTY | DATA SNAPSHOT



POPULATION



Under 18	12,148
Ages 18-64	39,426
Ages 65+	13,127



HOUSEHOLDS

Mean Household Income **\$76,756**
 % Single Parent Households **7.8%**



EMPLOYMENT STATUS

% Unemployed **3.0%**



SCHOOL SYSTEM INFORMATION

Student-to-Teacher Ratio **11.4**
 Free and Reduced Lunch **40.0%**
 % High School Graduate/GED **32.9%**
 % Some College, No Degree **18.6%**
 % Associate's Degree **11.0%**
 % Bachelor's Degree or Higher **29.3%**



AVAILABILITY OF VEHICLES

% Households with One Vehicle or Less Available **44.4%**



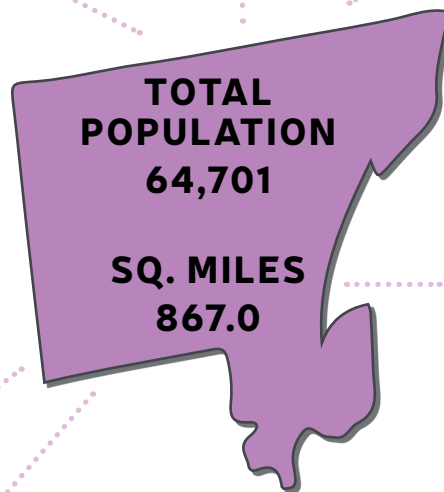
HEALTH PROFESSIONAL SHORTAGE AREA (HPSA)

Number of Primary Care HPSAs **3**
 Number of Dental Care HPSAs **1**
 Number of Mental Health HPSAs **2**



POVERTY

% Individuals Receiving Medicaid **18.8%**
 % Individuals Under Federal Poverty Level **9.9%**
 Number of ALICE and Poverty Households **10,079**



DATA SOURCES

The information above is comprised of a blending of multiple data sources, including: Center for Health Workforce Studies, Health Workforce Planning Data Guide, 2014; Centers for Medicare and Medicaid Services, CMS Enterprise Portal; Community Health Indicator Reports; Department of Health, Wadsworth Center; Division of Criminal Justice Services Index, Property, and Firearm Rates; Health Resources and Services Administration, HPSA Find, 2017-2018; Institute of Education Sciences, National Center for Education Statistics, 2016-2017; NYS Department of Health; NYS Department of Health Hospital Report on Hospital Acquired Infections; NYS Department of Health Tobacco Enforcement Compliance Results; NYS Education Department; NYS Expanded Behavioral Risk Factor Surveillance System; NYS Office of the Professions, License Statistics, 2019; NYS Traffic Safety Statistical Repository; Prevention Agenda Dashboard; State and County Indicators for Tracking Public Health Priority Areas; Student Weight Status Category Reporting System (SWSCRS) Data; United For ALICE; US Census Bureau, American Community Survey 5-year Estimates; US Department of Agriculture, National Agriculture Statistics Service, 2012; USDA Economic Research Service Fitness Facilities Data. **This document was created in 2019, by the Adirondack Rural Health Network, a program of AHI.**