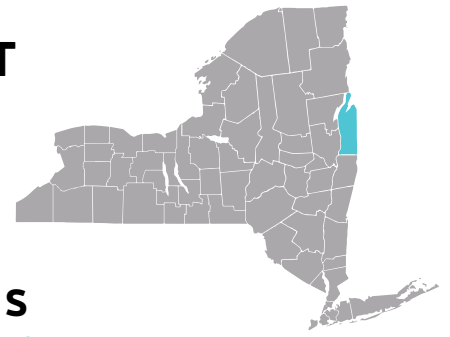
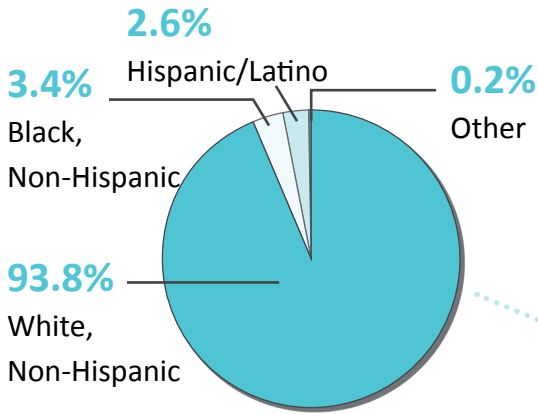


# WASHINGTON COUNTY

# DATA SNAPSHOT



## POPULATION



Age Group	Count
Under 18	12,167
Ages 18-64	38,982
Ages 65+	11,034



## AVAILABILITY OF VEHICLES

% Households with One Vehicle or Less Available  
**40.0%**



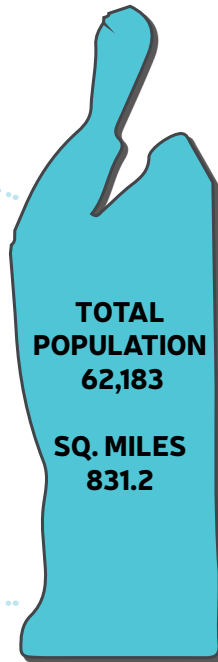
## HEALTH PROFESSIONAL SHORTAGE AREA (HPSA)

Number of Primary Care HPSAs	1
Number of Dental Care HPSAs	1
Number of Mental Health HPSAs	2



## HOUSEHOLDS

Mean Household Income **\$65,798**  
% Single Parent Households **9.3%**



## EMPLOYMENT STATUS

% Unemployed **3.9%**



## SCHOOL SYSTEM INFORMATION

Student-to-Teacher Ratio	<b>10.8</b>
% Free and Reduced Lunch	<b>48.0%</b>
% High School Graduate/GED	<b>39.2%</b>
% Some College, No Degree	<b>18.7%</b>
% Associate's Degree	<b>10.7%</b>
% Bachelor's Degree or Higher	<b>19.8%</b>



## POVERTY

% Individuals Receiving Medicaid	<b>25.1%</b>
% Individuals Under Federal Poverty Level	<b>12.8%</b>
Number of ALICE and Poverty Households	<b>10,204</b>

## DATA SOURCES

The information above is comprised of a blending of multiple data sources, including: Center for Health Workforce Studies, Health Workforce Planning Data Guide, 2014; Centers for Medicare and Medicaid Services, CMS Enterprise Portal; Community Health Indicator Reports; Department of Health, Wadsworth Center; Division of Criminal Justice Services Index, Property, and Firearm Rates; Health Resources and Services Administration, HPSA Find, 2017-2018; Institute of Education Sciences, National Center for Education Statistics, 2016-2017; NYS Department of Health; NYS Department of Health Hospital Report on Hospital Acquired Infections; NYS Department of Health Tobacco Enforcement Compliance Results; NYS Education Department; NYS Expanded Behavioral Risk Factor Surveillance System; NYS Office of the Professions, License Statistics, 2019; NYS Traffic Safety Statistical Repository; Prevention Agenda Dashboard; State and County Indicators for Tracking Public Health Priority Areas; Student Weight Status Category Reporting System (SWSCRS) Data; United For ALICE; US Census Bureau, American Community Survey 5-year Estimates; US Department of Agriculture, National Agriculture Statistics Service, 2012; USDA Economic Research Service Fitness Facilities Data. **This document was created in 2019, by the Adirondack Rural Health Network, a program of AHI.**