



ADVANCING TOBACCO FREE COMMUNITIES

Fulton, Hamilton, Montgomery Counties
Siena College Research Institute Survey (SCRI)



Table of Contents

FULTON COUNTY 2020: SUMMARY	2
TOBACCO USE	2
ATTITUDES TOWARDS SMOKING POLICIES AND ADVERTISING	3
ATTITUDES TOWARDS SMOKING POLICIES AND ADVERTISING IMPACTING YOUNG PEOPLE	6
ATTITUDES TOWARDS TOBACCO USE IN RESIDENCES	7
METHODS AND NATURE OF THE SAMPLE	7
HAMILTON COUNTY 2020: SUMMARY	8
TOBACCO USE	8
ATTITUDES TOWARDS SMOKING POLICIES AND ADVERTISING	8
ATTITUDES TOWARDS SMOKING POLICIES AND ADVERTISING IMPACTING YOUNG PEOPLE	11
ATTITUDES TOWARDS TOBACCO USE IN RESIDENCES	12
METHODS AND NATURE OF THE SAMPLE	12
MONTGOMERY COUNTY 2020: SUMMARY	13
TOBACCO USE	13
ATTITUDES TOWARDS SMOKING POLICIES AND ADVERTISING	14
ATTITUDES TOWARDS SMOKING POLICIES AND ADVERTISING IMPACTING YOUNG PEOPLE	17
ATTITUDES TOWARDS TOBACCO USE IN RESIDENCES	19
METHODS AND NATURE OF THE SAMPLE	19
14 COUNTY COMPARISON POINTS	20

FULTON COUNTY 2020: SUMMARY

The overall smoking rate in Fulton County stands at 16 percent and has been decreasing across the last 11 years. Increasing, and strong support is present in Fulton County for policies banning smoking in many public areas, and to ban the sale of tobacco products near schools. Concern is high that tobacco displays, and advertising, induce young people to smoke. Over 80 percent of residents continue to not allow smoking in their homes.

TOBACCO USE

- 50 percent of Fulton County residents have smoked at least 100 cigarettes in their lifetime.
 - 16 percent are currently smokers, compared to 23 percent in 2015 and 19 percent in 2017.
 - The percentage of Fulton County residents that have ever smoked has fallen from 58 percent in 2009 to 50 percent today.
 - Men have ever-smoked at a greater rate than women (54-45 percent).

Fulton County Smoking Rates						
	2020	2017	2015	2013	2011	2009
Ever Smoked	50%	48%	53%	57%	36%	58%
Current Smoker	16%	19%	23%	21%	16%	20%

- Young people (ages 18-34) have ever-smoked at a much lower rate, 34 percent, than older residents that average across age groups ever-smoking at a rate of nearly 54 percent.
- Young people, 18-34 years of age, currently smoke at an overall rate of 19 percent.
- The smoking rate drops to 17 percent among those 35-49 and 50-64 years of age, and to only eight percent among those age 65 or above.
- Residents with less than a college education have ever-smoked at a rate of 54 percent and currently smoke at a rate of 19 percent.
- Those with a college education have ever-smoked at a lower rate, 42 percent, and currently smoke at a rate of 11 percent.
- Residents with a lower income, under \$50,000 a year, currently smoke at a rate of 25 percent, those earning between \$50,000 and \$100,000 smoke at a lower rate of nine percent, and those earning over \$100,000 smoke at a rate of 13 percent.
- Of those that currently smoke, 40 percent use menthol cigarettes.

- Among current smokers, 13 percent use other tobacco products such as cigars, cigarillos or smokeless tobacco. Of this small group, 30 percent, use other tobacco products that are flavored such as with fruit, candy or alcohol flavors.
- 31 percent of Fulton County residents have tried using an Electronic Cigarette, or other vaping product, up from 24 percent in 2017 and 27 percent in 2015.

Age Breakdown of E-cigarette Usage				
<i>"Have you ever tried using an Electronic Cigarette, E-cigarette, or other vaping product, even just one time?"</i>				
	18-34	35-49	50-64	65+
Yes	58%	38%	22%	4%
No	42%	62%	78%	96%
Don't Know	0%	0%	0%	0%

- Having tried e-cigs is significantly higher among those 18-34 at 58 percent compared with 38 percent among those 35-49 years of age, 22 percent among those 50-64 and only four percent among those age 65 and above.
- The current E-cig use rate is five percent, which is virtually unchanged from five percent in 2015 and four percent in 2017. Among 18-34 year olds, the E-cig use rate is 13 percent.
-

ATTITUDES TOWARDS SMOKING POLICIES AND ADVERTISING

- 27 percent of Fulton County residents when asked to think about all the health problems in their community, say that addressing the problem of tobacco use including e-cigarettes is among the most important health problems.
 - 55 percent say it is equally as important as other health problems
 - 16 percent say that tobacco use is among the least important health problems.
- 61 percent are either somewhat (14 percent) or strongly (47 percent) in favor of policies that prohibit smoking in outdoor public places such as beaches or parks. This is up from 45 percent in 2017 and from 46 percent in 2015.
 - Women, those with a college degree, those that never smoked and those earning \$100,000 or more are most strongly in favor.
- 62 percent either are somewhat (14 percent) or strongly (48 percent) in favor of policies that ban smoking on the grounds of workplaces and businesses open to the public. This is up from 58 percent in 2017.
- 45 percent are either somewhat (14 percent) or strongly (31 percent) in favor of policies that limit the number of stores that sell tobacco in their community. Again, this is up from 38 percent in 2017.
 - A majority of women, older residents (age 50 and above), those with a college degree, earners of \$100,000 or more and those that never smoked support this limitation. Current smokers oppose the limitation by 72-13 percent.
- 69 percent are either somewhat (15 percent) or strongly (54 percent) in favor of policies that ban smoking on the grounds of all municipal properties.

- Women are more in favor (79 percent) than are men (57 percent).
- 38 percent are either somewhat (7 percent) or strongly (31 percent) in favor of policies that ban the sale of menthol cigarettes while 35 percent are either somewhat (10 percent) or strongly (25 percent) against that ban.
 - A small majority of older residents and those that never smoked are in favor while opposition is greatest among current smokers (67 percent), young people (51 percent) and men (46 percent).
- 28 percent agreed that menthol in cigarettes makes it harder for smokers to quit smoking while 37 percent disagreed.
 - Agreement was highest among older respondents (39 percent), those that never smoked (37 percent), those earning \$50,000 or less (34 percent), and
- 63 percent agree that exposure to tobacco product displays and advertising makes it harder for smokers to quit smoking.
- Nearly or greater than 60 percent of every demographic group agree that exposure to product displays or advertising makes it harder to quit with only one exception. Fifty-five percent of current smokers disagree 34 percent agree.
- While agreement is strong on the effect that advertising is having on the ability to quit, 40 percent agree that reducing the number of stores that sell tobacco in their community would decrease the number of people who smoke. 51 percent disagree that reducing the number of stores that sell tobacco would decrease the number of smokers.

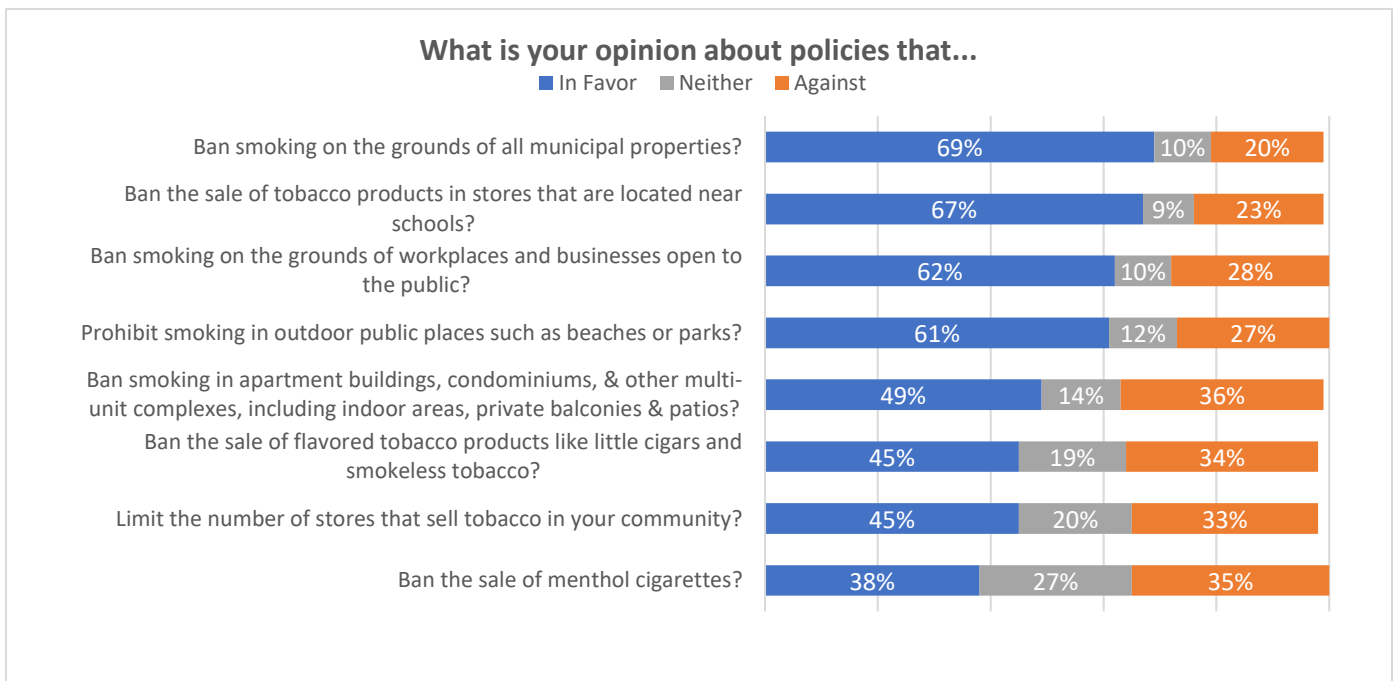


Figure 4: Respondents are most in favor of banning smoking on the grounds of all municipal properties and least in favor of banning the sale of menthol cigarettes.

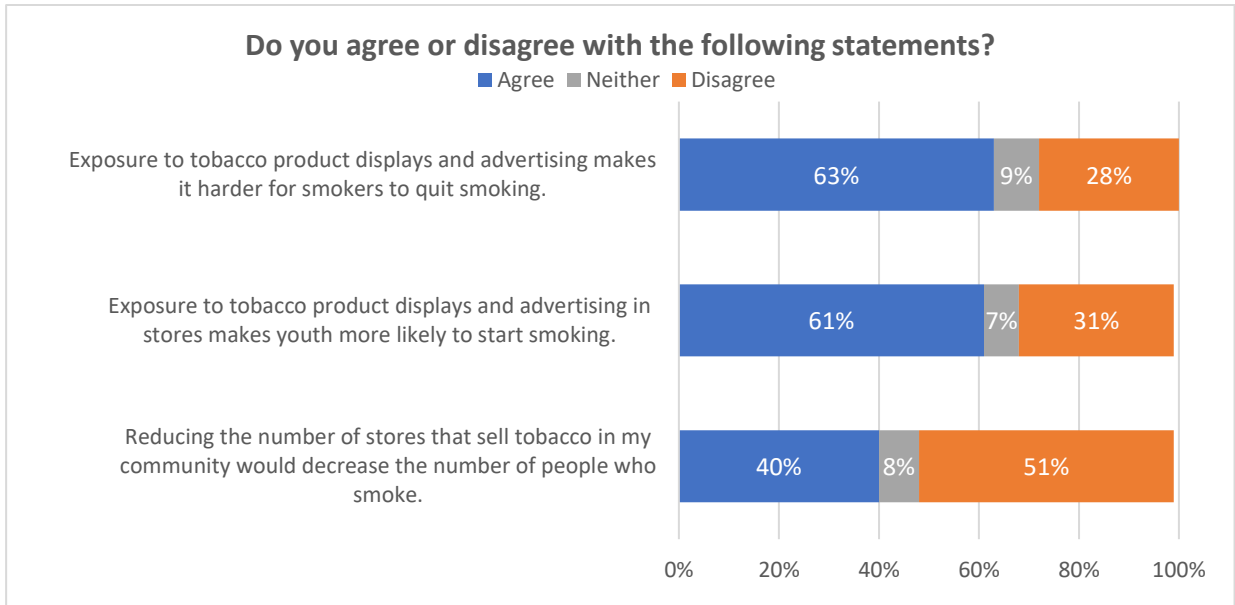


Figure 5: Respondents indicated that exposure to tobacco product displays impact youth

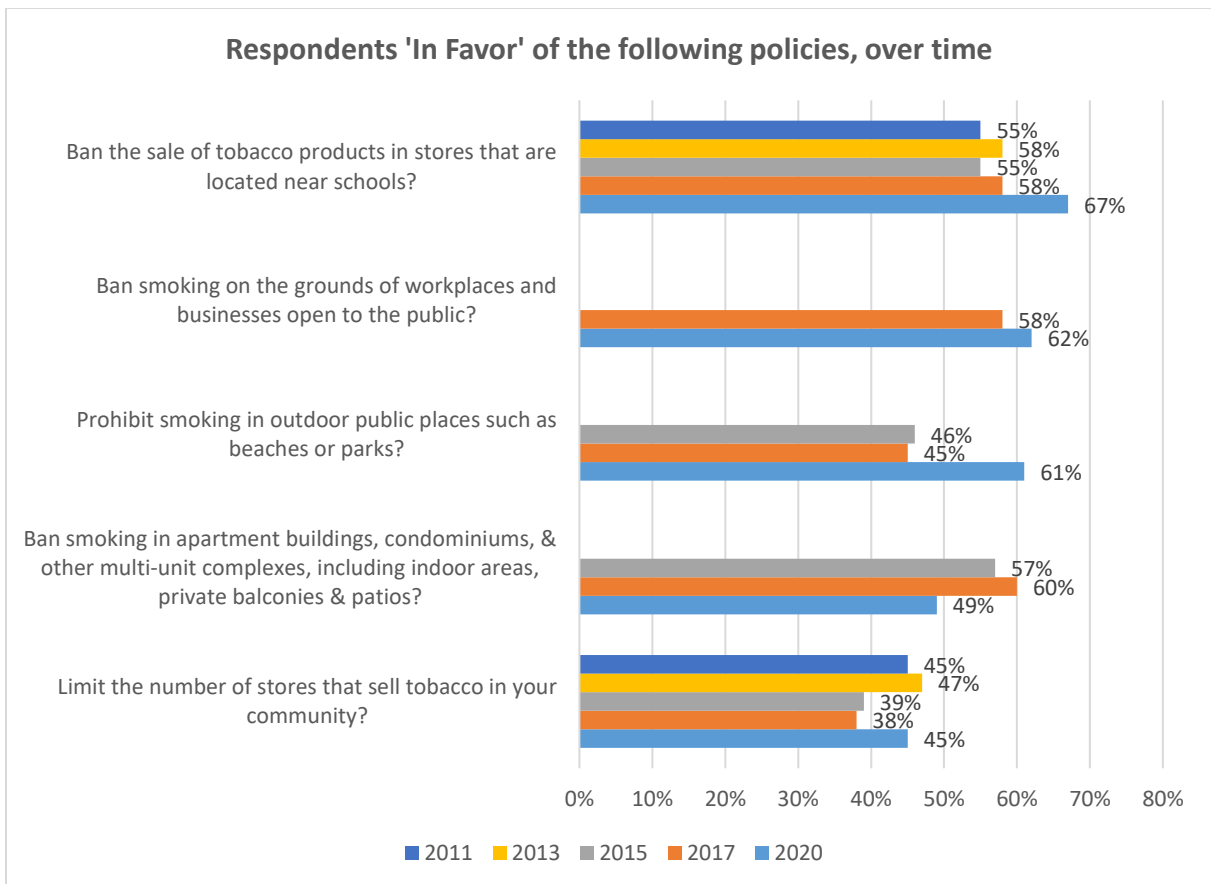


Figure 6: Over time, banning smoking on the grounds of businesses open to the public has the most support while limiting the number of stores that sell tobacco has the least support among respondents.

ATTITUDES TOWARDS SMOKING POLICIES AND ADVERTISING IMPACTING YOUNG PEOPLE

Among Fulton County respondents this year, there is growing support to ban the sale of tobacco products in stores that are located near schools and a decrease in the view that exposure to tobacco product displays and advertising in stores makes youth more likely to start smoking.

- 67 percent are either somewhat (12 percent) or strongly (55 percent) in favor of policies that ban the sale of tobacco products in stores that are located near schools.
 - In 2017 that figure was 58 percent.
- 61 percent (42 percent strongly, 19 percent somewhat) agree that exposure to tobacco product displays and advertising in stores makes youth more likely to start smoking while only 31 percent disagree.
 - Current smokers disagree at 55-28 percent.
 - The overall sentiment of 61 percent in agreement is down from 68 percent in 2017.
- Respondents are evenly split, 38-38 percent, that menthol in cigarettes makes it easier for youth to start smoking.
- 76 percent agree that candy and fruit flavors that are added to tobacco products makes it easier for youth to start using these products.
- 45 percent favor a ban of the sale of flavored tobacco products like little cigars and smokeless tobacco.

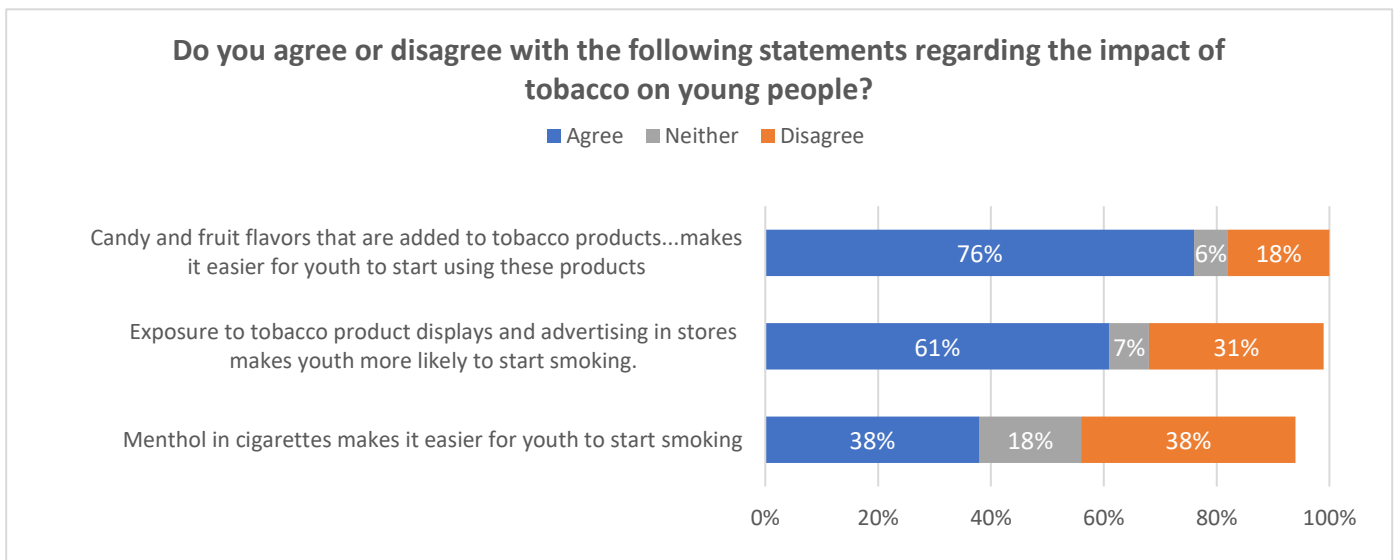


Figure 7: A large majority of respondents agree that candy and fruit flavored tobacco products make it easier for youth to start using tobacco.

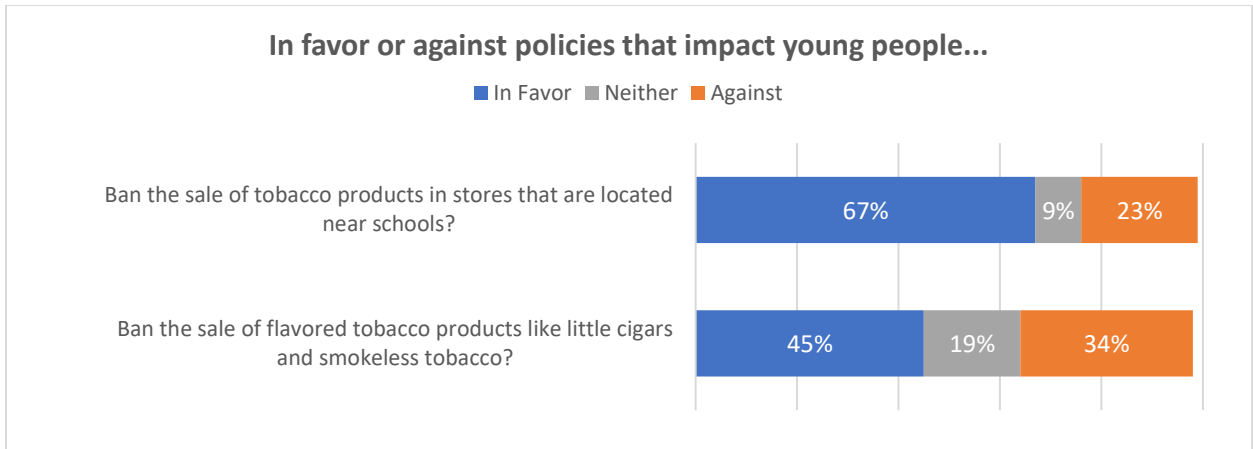


Figure 8: Majorities of respondents are in favor of banning the sale of tobacco near schools and banning the sale of flavored tobacco.

ATTITUDES TOWARDS TOBACCO USE IN RESIDENCES

- 84 percent say that smoking is not allowed anywhere inside their house.
 - Nine percent say that smoking is allowed in some places or at some times.
 - Not allowing smoking anywhere inside the house is greatest at 94 percent among those who have never smoked and at 93 percent among those earning \$100,000 or more.
 - 46 percent of current smokers do not allow smoking inside their home but 25 percent allow it in some places or at some times and 29 percent of smokers allow smoking anywhere inside their home.
- Overall 49 percent are either somewhat (17 percent) or strongly (32 percent) in favor of policies that ban smoking in apartment buildings, condominiums, and other multi-unit complexes including indoor areas, private balconies and patios. This is down from 60 percent in 2017 and from 57 percent in 2015.
 - Among renters, support for this ban is at 43 percent, however 25 percent support it strongly
 - Across the 14 counties, support is at 50 percent, with 35 percent strongly supporting in favor.
 - Among those that rent in buildings with four or more units support for policies that ban smoking remains the same at 43 percent with 26 percent supporting it strongly.
 - Across the 14 counties, support among those that rent in buildings with four or more units is at 57 percent, with 43 percent strongly in favor

METHODS AND NATURE OF THE SAMPLE

Using random digit-dialing (RDD) and a known web-sampling provider, telephone and web interviews were conducted with 351 residents of Fulton County. Completed interviews from phone and web were merged and weighted by known age and gender characteristics so as to enhance representativeness.

Data is reported with a margin of error of +/- 5.7 percentage points at the 95 percent confidence level having included the design effect of weighting on that margin of error.

HAMILTON COUNTY 2020: SUMMARY

The overall smoking rate in Hamilton County stands at 15 percent fluctuated over the past 11 years, from a high of 18 percent in 2009 and a low of nine percent in 2011. Increasing, and strong support is present in Hamilton County for policies banning smoking in many public areas, and to ban the sale of tobacco products near schools. Concern is high that tobacco displays, and advertising, induce young people to smoke. 80 percent of residents continue to not allow smoking in their homes.

TOBACCO USE

- 55 percent of Hamilton County residents have smoked at least 100 cigarettes in their lifetime.
 - 15 percent are currently smokers, compared to 13 percent in 2015.
 - The percentage of Hamilton County residents that have ever smoked has decreased slightly from a high of 58 percent in 2009.

Hamilton County Smoking Rates					
	2020	2015	2013	2011	2009
Ever Smoked	55%	58%	55%	46%	58%
Current Smoker	15%	13%	12%	9%	18%

- Of those that currently smoke, five percent use menthol cigarettes.
- Among current smokers, 15 percent use other tobacco products such as cigars, cigarillos or smokeless tobacco. Of this small group, 36 percent use other tobacco products that are flavored such as with fruit, candy or alcohol flavors.
- 22 percent of Hamilton County residents have tried using an Electronic Cigarette, or other vaping product, up from 18 percent in 2015.
 - The current E-cig use rate is six percent, which is down just one percentage point from seven percent in 2015.

ATTITUDES TOWARDS SMOKING POLICIES AND ADVERTISING

- 28 percent of Hamilton County residents when asked to think about all the health problems in their community, say that addressing the problem of tobacco use including e-cigarettes is among the most important health problems.
 - 51 percent say it is equally as important as other health problems
 - 18 percent say that tobacco use is among the least important health problems.
- 64 percent are either somewhat (13 percent) or strongly (51 percent) in favor of policies that prohibit smoking in outdoor public places such as beaches or parks. This is up from 42 percent in 2015.

- 69 percent either are somewhat (13 percent) or strongly (56 percent) in favor of policies that ban smoking on the grounds of workplaces and businesses open to the public.
- 35 percent are either somewhat (10 percent) or strongly (25 percent) in favor of policies that limit the number of stores that sell tobacco in their community.
 - 36 percent oppose this limit.
- 72 percent are either somewhat (16 percent) or strongly (56 percent) in favor of policies that ban smoking on the grounds of all municipal properties.
- 35 percent are either somewhat (7 percent) or strongly (28 percent) in favor of policies that ban the sale of menthol cigarettes while 31 percent are either somewhat (14 percent) or strongly (17 percent) against that ban.
- 31 percent agree that menthol in cigarettes makes it harder for smokers to quit smoking while 29 percent disagree.
- 60 percent agree that exposure to tobacco product displays and advertising makes it harder for smokers to quit smoking.
- While agreement is strong on the effect that advertising is having on the ability to quit, 41 percent agree that reducing the number of stores that sell tobacco in their community would decrease the number of people who smoke. 48 percent disagree that reducing the number of stores that sell tobacco would decrease the number of smokers.

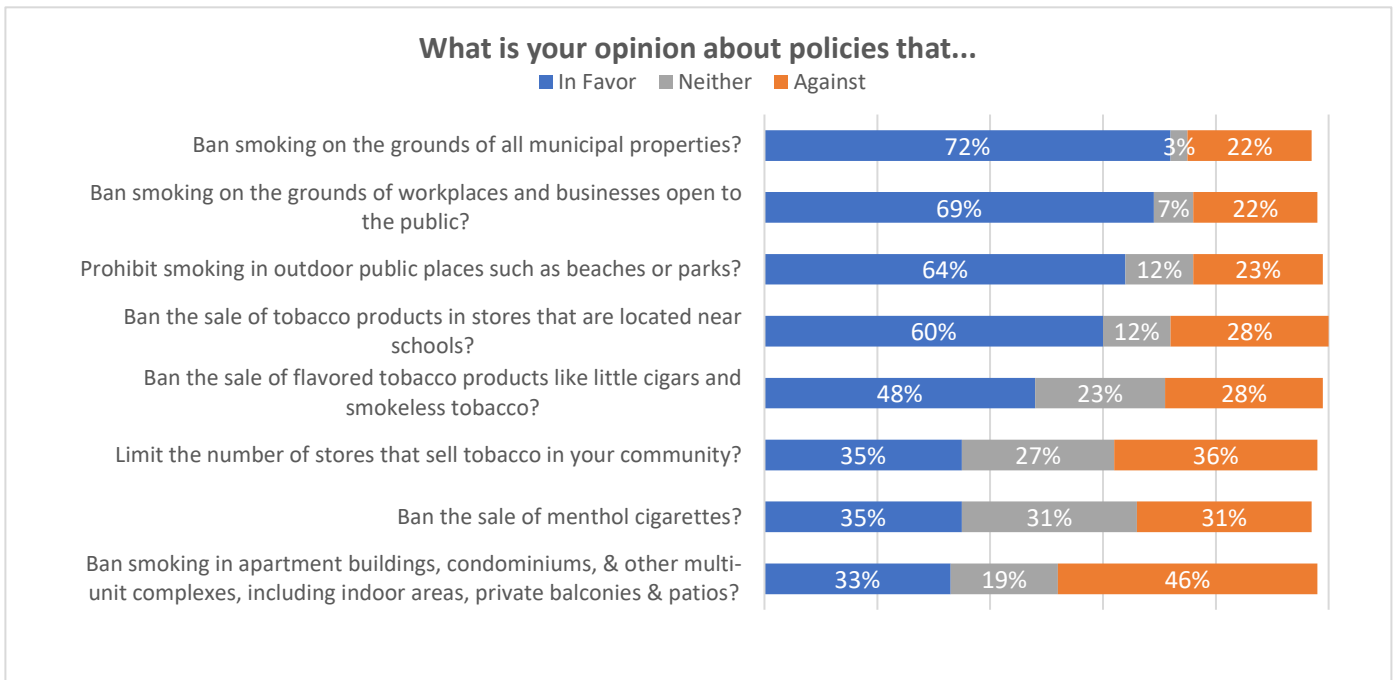


Figure 2: Respondents are most in favor of banning smoking on the grounds of all municipal properties and least in favor of banning smoking in apartment buildings condominiums, and other multi-unit complexes, including indoor areas, private balconies and patios.

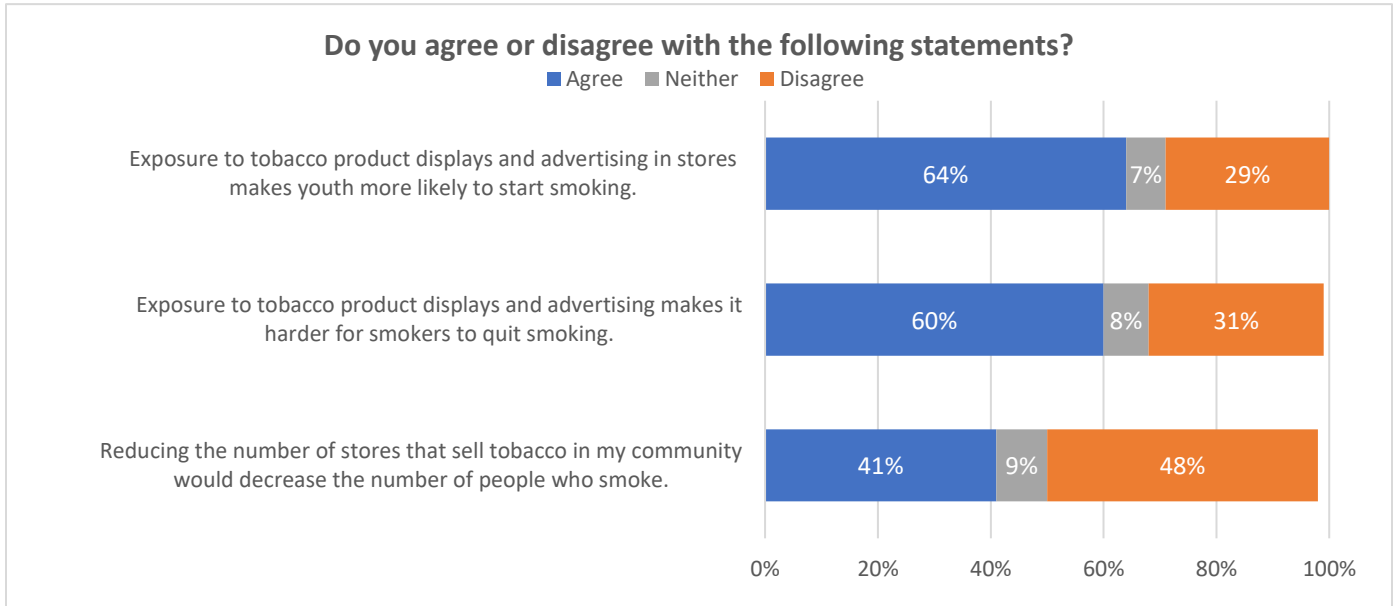


Figure 3: Respondents indicated that exposure to tobacco product displays impact youth

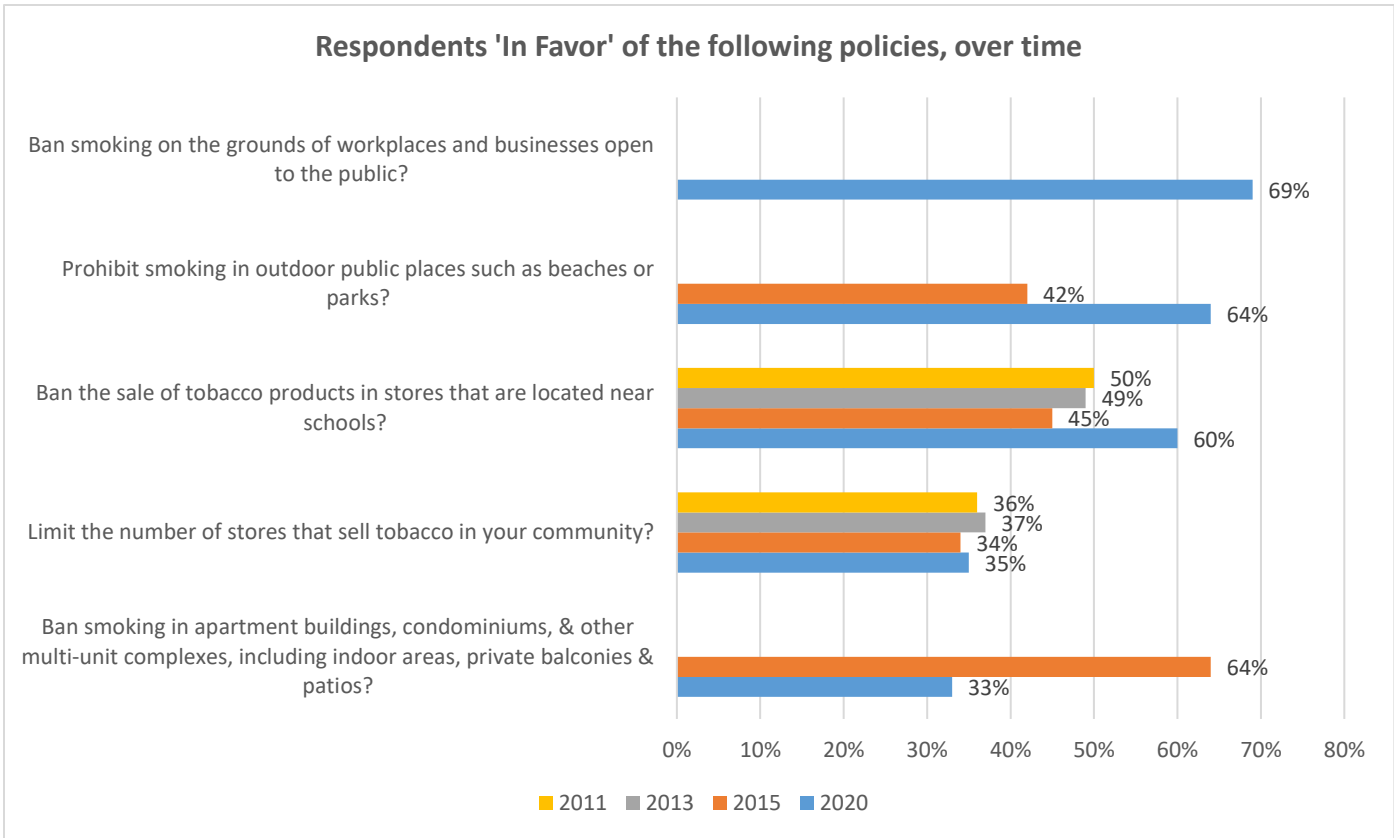


Figure 4: Banning smoking on the grounds of businesses open to the public has the most support while banning smoking in living areas has the least support among respondents.

ATTITUDES TOWARDS SMOKING POLICIES AND ADVERTISING IMPACTING YOUNG PEOPLE

Among Hamilton County respondents this year, there is growing support to ban the sale of tobacco products in stores that are located near schools and an increase in the view that exposure to tobacco product displays and advertising in stores makes youth more likely to start smoking.

- 60 percent are either somewhat (11 percent) or strongly (49 percent) in favor of policies that ban the sale of tobacco products in stores that are located near schools.
- 64 percent (41 percent strongly, 23 percent somewhat) agree that exposure to tobacco product displays and advertising in stores makes youth more likely to start smoking while only 29 percent disagree.
- 35 percent of respondents agree that menthol in cigarettes makes it easier for youth to start smoking.
- 76 percent agree that candy and fruit flavors that are added to tobacco products makes it easier for youth to start using these products.
- 48 percent favor a ban of the sale of flavored tobacco products like little cigars and smokeless tobacco.

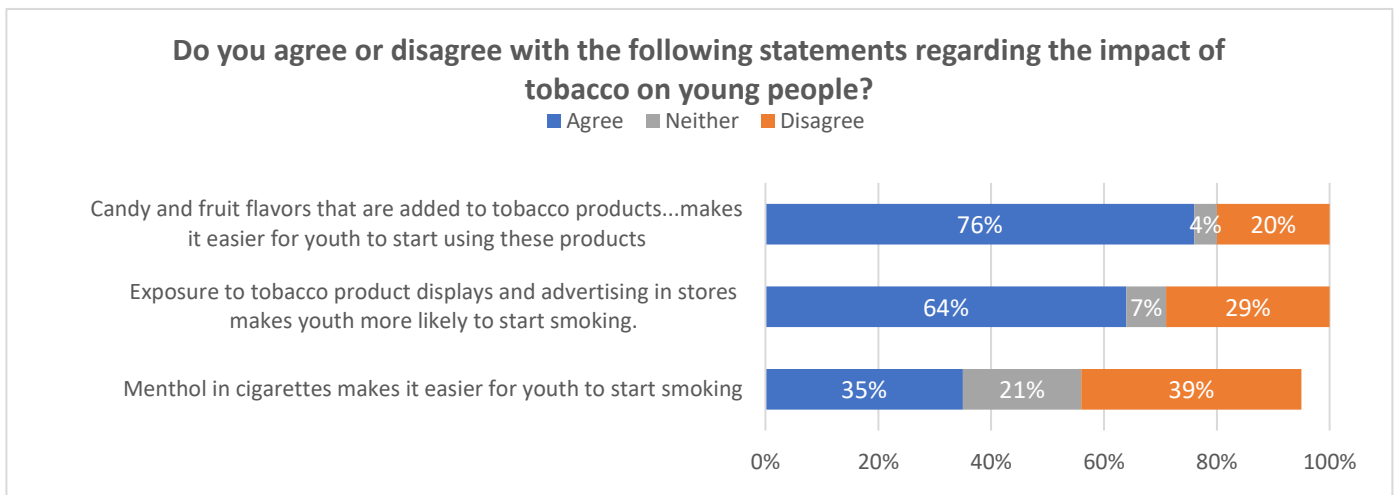


Figure 5: A large majority of respondents agree that candy and fruit flavored tobacco products make it easier for youth to start using tobacco.

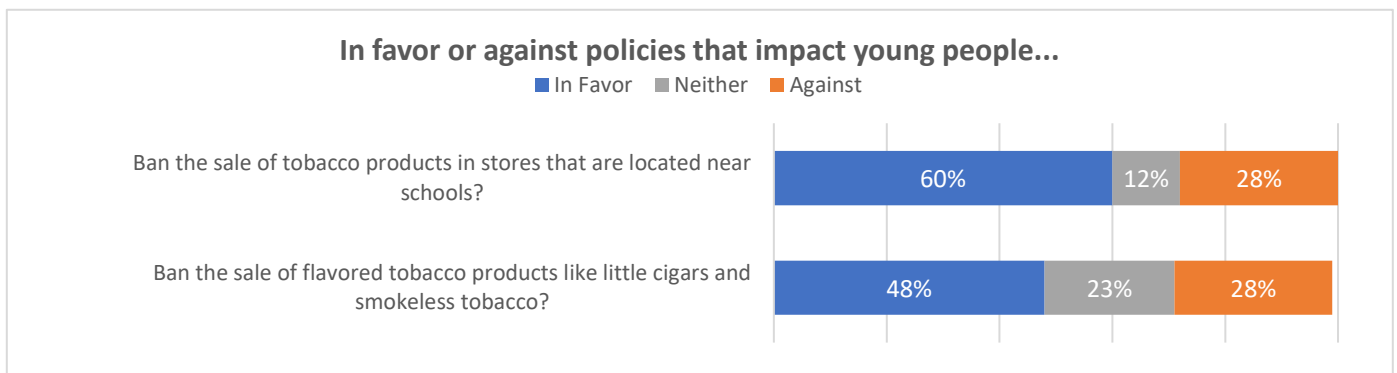


Figure 6: Majorities of respondents are in favor of banning the sale of tobacco near schools and banning the sale of flavored tobacco.

ATTITUDES TOWARDS TOBACCO USE IN RESIDENCES

- 80 percent, say that smoking is not allowed anywhere inside their house.
 - 11 percent say that smoking is allowed in some places or at some times.
 - Nine percent say smoking is allowed anywhere inside the home.
- Overall 33 percent are either somewhat (14 percent) or strongly (19 percent) in favor of policies that ban smoking in apartment buildings, condominiums, and other multi-unit complexes including indoor areas, private balconies and patios. This is down from 64 percent in 2015.
- The sample size for Hamilton County is not large enough to comment on sub group demographics, such as those who rent.

METHODS AND NATURE OF THE SAMPLE

Using random digit-dialing (RDD) and a known web-sampling provider, telephone and web interviews were conducted with 100 residents of Hamilton County. Completed interviews from phone and web were merged and weighted by known age and gender characteristics so as to enhance representativeness.

Data is reported with a margin of error of +/- 10.9 percentage points at the 95 percent confidence level having included the design effect of weighting on that margin of error.

MONTGOMERY COUNTY 2020: SUMMARY

The overall smoking rate in Montgomery County stands at 13 percent gradually decreasing across the last 11 years. Increasing, and strong support is present in Montgomery County for policies banning smoking in many public areas, and to ban the sale of tobacco products near schools. Concern is high that candy and fruit flavors added to tobacco products, induce young people to smoke. Over 85 percent of residents continue to not allow smoking in their homes.

TOBACCO USE

- 47 percent of Montgomery County residents have smoked at least 100 cigarettes in their lifetime.
 - 13 percent are currently smokers, compared to 17 percent in 2015 and 21 percent in 2017.
 - The percentage of Montgomery County residents that have ever-smoked has fallen from 58 percent in 2009 to 47 percent today.

Montgomery County Smoking Rates						
	2020	2017	2015	2013	2011	2009
Ever Smoked	47%	50%	52%	49%	49%	58%
Current Smoker	13%	21%	17%	18%	19%	26%

- Young people (ages 18-34) have ever-smoked at a much lower rate, 32 percent, than older residents that average across age groups ever-smoking at a rate of over 50 percent.
- Young people, 18-34 years of age, currently smoke at an overall rate of 17 percent.
- The smoking rate is 19 percent among those 35-49 years of age, and drops to nine percent among those 50-64 years of age and to only seven percent among those age 65 or above.
- Residents with less than a college education have ever-smoked at a rate of 53 percent and currently smoke at a rate of 16 percent.
- Those with a college education have ever-smoked at a lower rate, 38 percent, and currently smoke at a rate of seven percent.
- Residents with a lower income, under \$50,000 a year, currently smoke at a rate of 18 percent, those earning between \$50,000 and \$100,000 smoke at a lower rate of 12 percent, and those earning \$100,000 or more smoke at a rate of nine percent.
- Of those that currently smoke, 55 percent use menthol cigarettes.
- Among current smokers, 11 percent use other tobacco products such as cigars, cigarillos or smokeless tobacco. Of this small group, 32 percent, use other tobacco products that are flavored such as with fruit, candy or alcohol flavors.

- 23 percent of Montgomery County residents have tried using an Electronic Cigarette, or other vaping product, down from 29 percent in 2017 and up from 22 percent in 2015.

Age Breakdown of E-cigarette Usage				
<i>“Have you ever tried using an Electronic Cigarette, E-cigarette, or other vaping product, even just one time?”</i>				
	18-34	35-49	50-64	65+
Yes	41%	29%	14%	8%
No	59%	71%	86%	92%
Don’t Know	0%	0%	0%	0%

- Having tried e-cigs is significantly higher among those 18-34 at 41 percent compared with 29 percent among those 35-49 years of age, 14 percent among those 50-64 and only eight percent among those age 65 and above.
- The current E-cig use rate is four percent, which is unchanged from 2017 and down from six percent in 2015.
 - Among 18-34 year olds, the E-cig use rate is 13 percent.

ATTITUDES TOWARDS SMOKING POLICIES AND ADVERTISING

- 27 percent of Montgomery County residents when asked to think about all the health problems in their community, say that addressing the problem of tobacco use including e-cigarettes is among the most important health problems.
 - 54 percent say it is equally as important as other health problems
 - 18 percent say that tobacco use is among the least important health problems.
- 65 percent are either somewhat (15 percent) or strongly (50 percent) in favor of policies that prohibit smoking in outdoor public places such as beaches or parks. This is up from 46 percent in 2017 and from 41 percent in 2015.
- 69 percent either are somewhat (16 percent) or strongly (53 percent) in favor of policies that ban smoking on the grounds of workplaces and businesses open to the public. This is an increase from 58 percent in 2017.
- 48 percent are either somewhat (13 percent) or strongly (35 percent) in favor of policies that limit the number of stores that sell tobacco in their community. This is up from 40 percent in 2017.
 - A majority of women, older residents (ages 50 and over), earners of less than \$100,000 and those that have never smoked support this limitation. Current smokers oppose the limitation by 49-28 percent.
- 72 percent are either somewhat (17 percent) or strongly (55 percent) in favor of policies that ban smoking on the grounds of all municipal properties.
 - Women are more in favor (80 percent) than are men (64 percent).
- 42 percent are either somewhat (8 percent) or strongly (34 percent) in favor of policies that ban the sale of menthol cigarettes while 26 percent are either somewhat (6 percent) or strongly (20 percent) against that ban.

- A small majority of older residents (ages 65 and over), those with a college education, and those that never smoked are in favor while opposition is greatest among current smokers (67 percent).
- 34 percent agree that menthol in cigarettes makes it harder for smokers to quit smoking while 35 percent disagree.
 - Agreement was highest among those that never smoked (44 percent), and those ages 65 and over (44 percent).
- 59 percent agree that exposure to tobacco product displays and advertising makes it harder for smokers to quit smoking.
- Nearly or greater than 60 percent of every demographic group agree that exposure to product displays or advertising makes it harder to quit with only one exception. 44 percent of current smokers disagree, while 38 percent agree with this sentiment.
- While agreement is strong on the effect that advertising is having on the ability to quit, 52 percent agree that reducing the number of stores that sell tobacco in their community would decrease the number of people who smoke. 38 percent disagree that reducing the number of stores that sell tobacco would decrease the number of smokers.

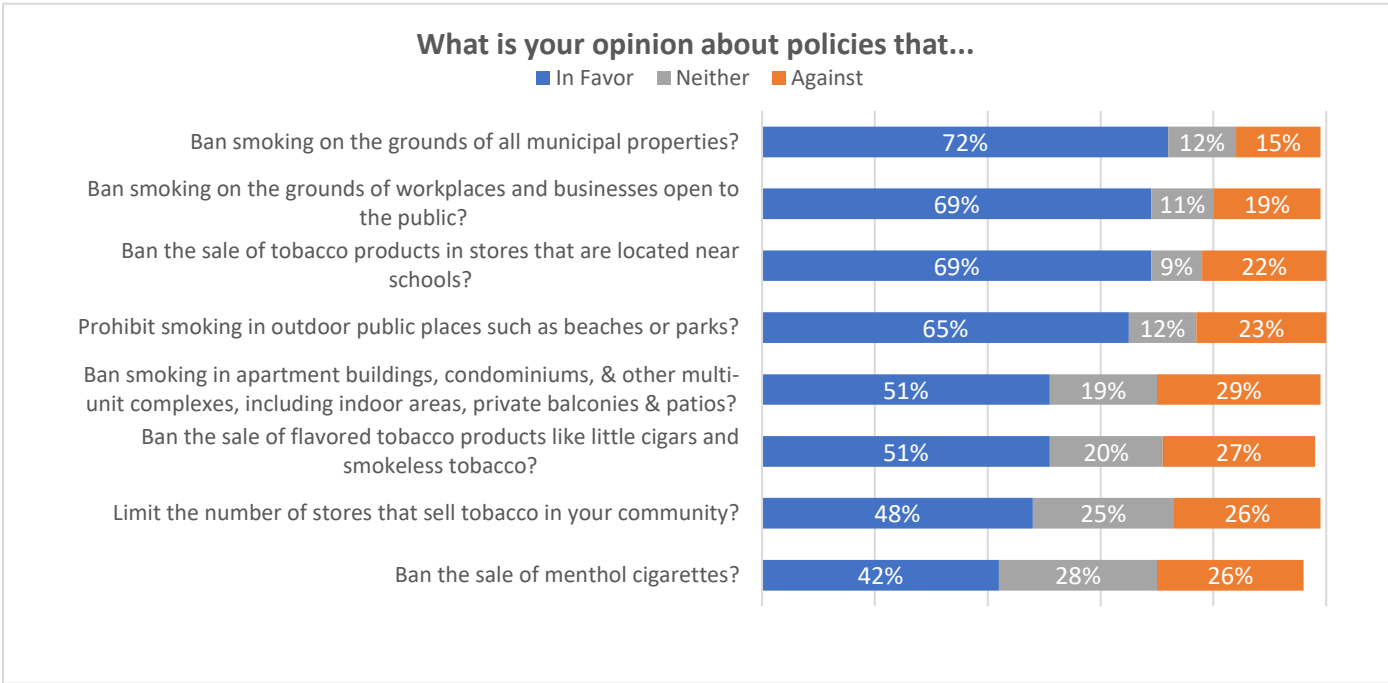


Figure 2: Respondents are most in favor of banning smoking on the grounds of all municipal properties and least in favor of banning the sale of menthol cigarettes.

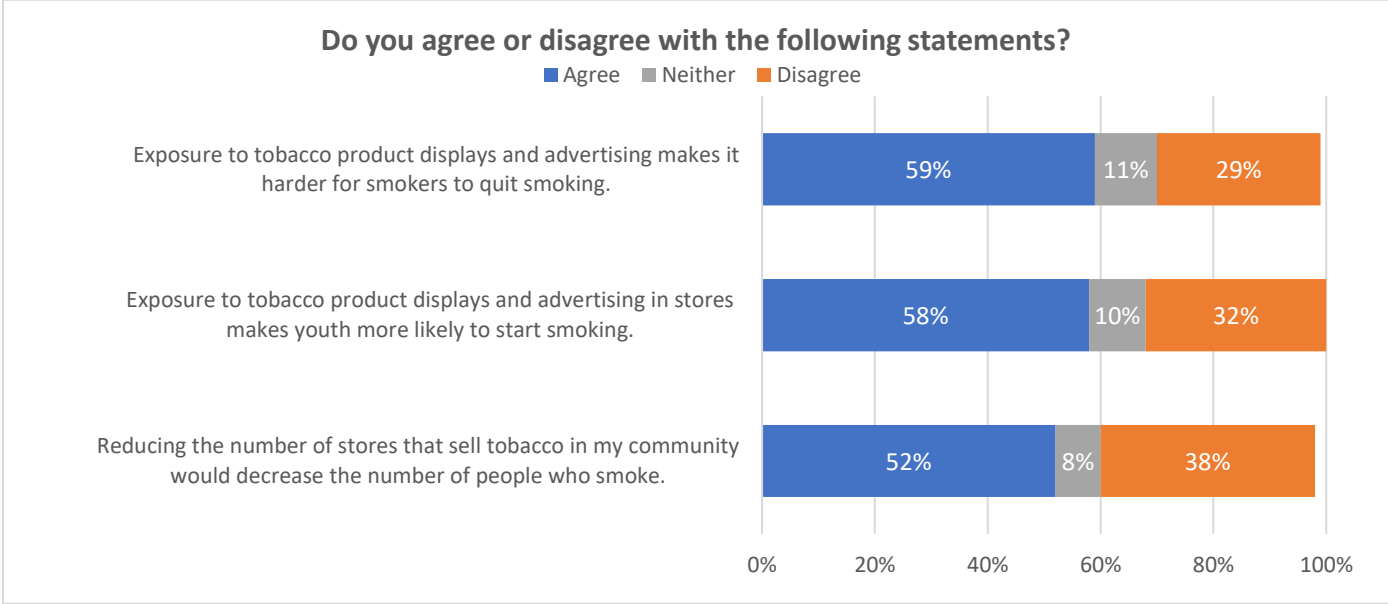


Figure 3: Respondents indicated that exposure to tobacco product displays impact youth initiation for smoking.

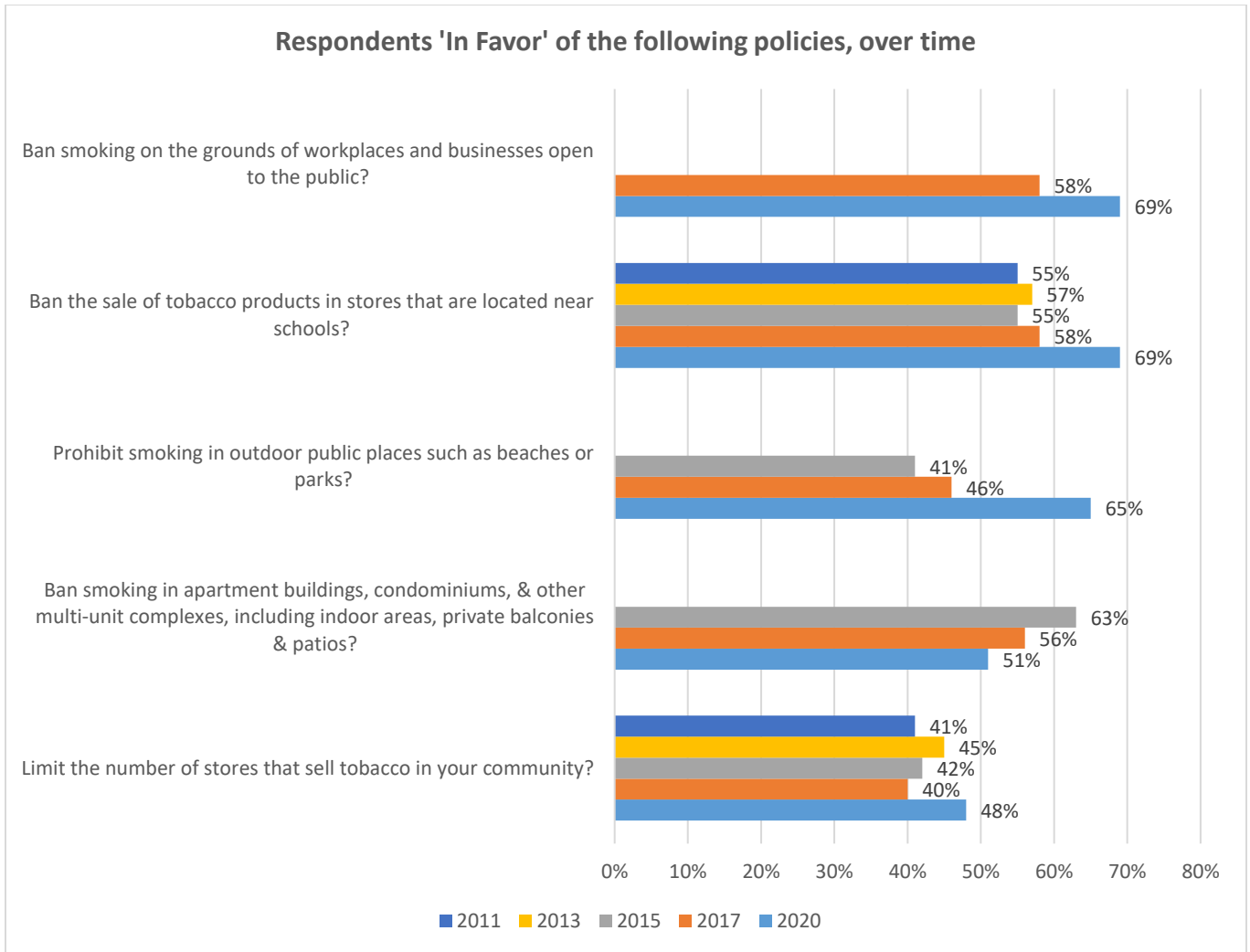


Figure 4: Over time, banning smoking on the grounds of businesses open to the public has the most support while limiting the number of stores that sell tobacco has the least support among respondents.

ATTITUDES TOWARDS SMOKING POLICIES AND ADVERTISING IMPACTING YOUNG PEOPLE

Among Montgomery County respondents this year, there is growing support to ban the sale of tobacco products in stores that are located near schools and an increase in the view that exposure to tobacco product displays and advertising in stores makes youth more likely to start smoking.

- 69 percent are either somewhat (10 percent) or strongly (59 percent) in favor of policies that ban the sale of tobacco products in stores that are located near schools.
 - In 2017 that figure was 58 percent.

- 58 percent (41 percent strongly, 17 percent somewhat) agree that exposure to tobacco product displays and advertising in stores makes youth more likely to start smoking while only 32 percent disagree. Current smokers disagree the most at 52 percent.
- 43 percent of respondents agree that menthol in cigarettes makes it easier for youth to start smoking.
- 76 percent agree that candy and fruit flavors that are added to tobacco products makes it easier for youth to start using these products.
 - Among those 65 and older, that view increases to 82 percent.
- 51 percent favor a ban of the sale of flavored tobacco products like little cigars and smokeless tobacco.

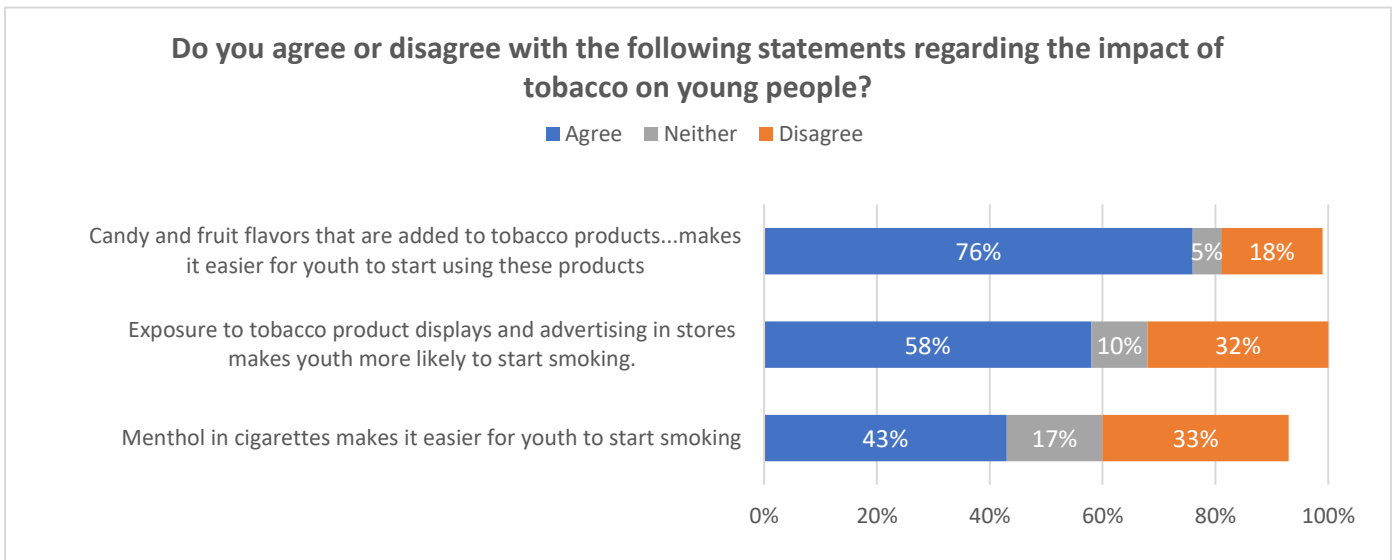


Figure 5: A large majority of respondents agree that candy and fruit flavored tobacco products make it easier for youth to start using tobacco.

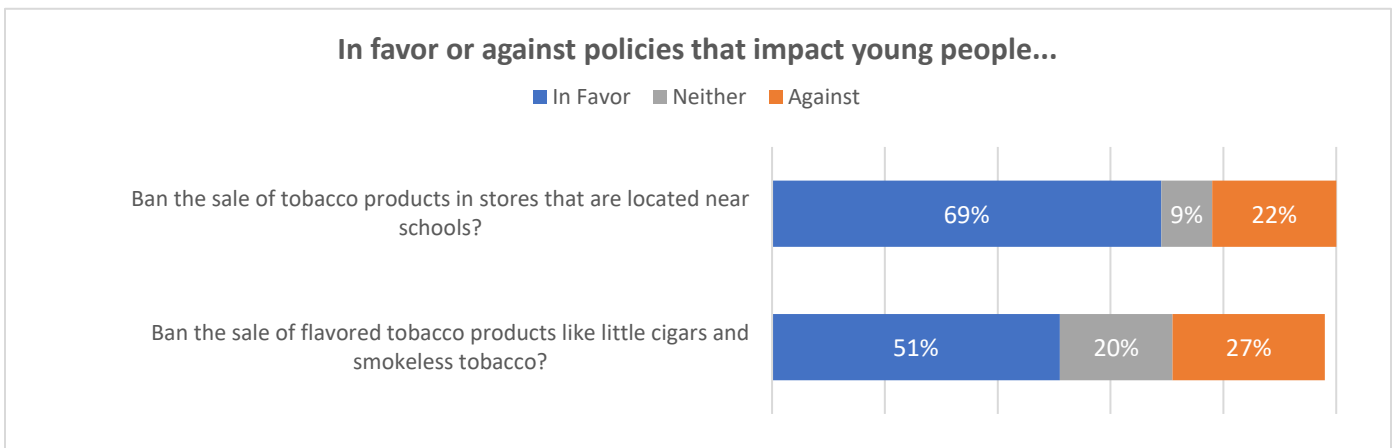


Figure 6: Majorities of respondents are in favor of banning the sale of tobacco near schools and banning the sale of flavored tobacco.

ATTITUDES TOWARDS TOBACCO USE IN RESIDENCES

- 87 percent, an increase from 80 percent in 2017, say that smoking is not allowed anywhere inside their house.
 - 10 percent say that smoking is allowed in some places or at some times.
 - Not allowing smoking anywhere inside the house is greatest at 92 percent among those that never smoked and females and those age 50-64
 - 54 percent of current smokers do not allow smoking inside their home but 36 percent allow it in some places or at some times and 11 percent of smokers allow smoking anywhere inside their home.
- Overall 51 percent are either somewhat (14 percent) or strongly (37 percent) in favor of policies that ban smoking in apartment buildings, condominiums, and other multi-unit complexes including indoor areas, private balconies and patios. This is down from 56 percent in 2017 and from 63 percent in 2015.
 - Among renters, support for this ban is at 54 percent, however 43 percent support it strongly
 - Across the 14 counties, support is at 50 percent, with 35 percent strongly supporting in favor.
 - Among those that rent in buildings with four or more units support for policies that ban smoking increases to 61 percent.
 - Across the 14 counties, support among those that rent in buildings with four or more units is at 57 percent, with 43 percent strongly in favor

METHODS AND NATURE OF THE SAMPLE

Using random digit-dialing (RDD) and a known web-sampling provider, telephone and web interviews were conducted with 352 residents of Montgomery County. Completed interviews from phone and web were merged and weighted by known age and gender characteristics so as to enhance representativeness.

Data is reported with a margin of error of +/- 6.0 percentage points at the 95 percent confidence level having included the design effect of weighting on that margin of error.

14 COUNTY COMPARISON POINTS

SCRI conducted the identical survey in each of 14 counties – Albany, Columbia, Delaware, Fulton, Greene, Hamilton, Montgomery, Otsego, Rensselaer, Saratoga, Schenectady, Schoharie, Warren and Washington – this spring/summer. The following table shows the results across each of those counties for five important questions:

- The current smoking rate computed as the percent of residents that smoke now either every day or some days from among those that indicate having smoked at least 100 cigarettes in their life.
- Support for a regulation (either strongly or somewhat in favor) that would limit the number of stores that could sell tobacco in their community.
- Support for a regulation that would ban the sale of tobacco products in stores that are located near schools.
- Support for a regulation that would ban the sale of menthol cigarettes.
- Support for a regulation that would ban the sale of flavored tobacco products.
- Included in the table as well are the responses from the entire sample of 4,651 respondents weighted by county population size so as to generate a sample representative of the 14 county region.

Fulton Points:

- In Fulton, the smoking rate at 16 percent is slightly above the 14 County average of 14 percent.
- Fulton residents support limiting the number of stores that sell tobacco, banning the sale of menthol cigarettes and flavors tobacco products at similar rates compared to the 14 County average. However, they support banning sales near schools at a much greater rate than the 14 County average.
- Compared to the 14 County universe sample, the smoking rate of Fulton is one point higher.

Hamilton Points:

- In Hamilton, the smoking rate at 15 percent is slightly above the 14 County average of 14 percent.
- Hamilton residents support limiting the number of stores that sell tobacco, banning sales near schools, banning the sale of menthol cigarettes and flavors tobacco products at rates lower than the 14 County average.
- Compared to the 14 County universe sample, the smoking rate of Hamilton is equal to the sample at 15 percent.

Montgomery Points:

- In Montgomery, the smoking rate at 13 percent is slightly below the 14 County average of 14 percent.
- Montgomery residents support limiting the number of stores that sell tobacco, banning sales near schools, banning the sale of menthol cigarettes and flavors tobacco products at rates lower than or equal to the 14 County average.
- Compared to the 14 County universe sample, the smoking rate of Montgomery is two points lower.

County	Smoking rate	Limit # of stores that sell tobacco	Ban sale near schools	Ban sale of menthol cigarettes	Ban sale of flavored tobacco products
Albany	13%	50%	69%	47%	51%
Rensselaer	15%	53%	70%	43%	51%
Schenectady	17%	43%	60%	44%	43%
Saratoga	12%	41%	66%	42%	48%
Warren	9%	44%	69%	43%	52%
Washington	16%	44%	62%	39%	47%
Fulton	16%	45%	77%	38%	45%
Hamilton	15%	35%	60%	35%	48%
Montgomery	13%	45%	67%	38%	45%
Columbia	8%	50%	68%	44%	45%
Green	16%	45%	64%	38%	47%
Delaware	14%	41%	61%	38%	44%
Otsego	19%	46%	69%	42%	50%
Schoharie	15%	41%	66%	39%	50%
14 County Average	14%	45%	66%	41%	48%
14 County Universe	15%	48%	66%	44%	49%