



ADIRONDACK HEALTH
INSTITUTE/
CLEAR THE AIR IN THE
SOUTHERN ADIRONDACKS

Saratoga, Warren, Washington Counties
Siena College Research Institute Survey (SCRI)



Table of Contents

SARATOGA COUNTY 2020: SUMMARY	2
TOBACCO USE	2
ATTITUDES TOWARDS SMOKING POLICIES AND ADVERTISING	3
ATTITUDES TOWARDS SMOKING POLICIES AND ADVERTISING IMPACTING YOUNG PEOPLE	6
ATTITUDES TOWARDS TOBACCO USE IN RESIDENCES	8
METHODS AND NATURE OF THE SAMPLE	8
WARREN COUNTY 2020: SUMMARY	9
TOBACCO USE	9
ATTITUDES TOWARDS SMOKING POLICIES AND ADVERTISING	10
ATTITUDES TOWARDS SMOKING POLICIES AND ADVERTISING IMPACTING YOUNG PEOPLE	13
ATTITUDES TOWARDS TOBACCO USE IN RESIDENCES	14
METHODS AND NATURE OF THE SAMPLE	15
WASHINGTON COUNTY 2020: SUMMARY	16
TOBACCO USE	16
ATTITUDES TOWARDS SMOKING POLICIES AND ADVERTISING	17
ATTITUDES TOWARDS SMOKING POLICIES AND ADVERTISING IMPACTING YOUNG PEOPLE	20
ATTITUDES TOWARDS TOBACCO USE IN RESIDENCES	21
METHODS AND NATURE OF THE SAMPLE	22
14 COUNTY COMPARISON POINTS	23

SARATOGA COUNTY 2020: SUMMARY

The overall smoking rate in Saratoga County stands at 12 percent, seven percentage points less than the first administration 11 years ago. Increasing and strong support is present in Saratoga County for policies banning smoking in many public areas and to ban the sale of tobacco products near schools. Concern is high that tobacco displays and advertising induce young people to smoke. Over 80 percent of residents continue to not allow smoking in their homes.

TOBACCO USE

- 44 percent of Saratoga County residents have smoked at least 100 cigarettes in their lifetime.
 - 12 percent are current smokers, compared to 15 percent in 2015 and 15 percent in 2017.
 - The percentage of Saratoga County residents that have ever-smoked has fallen from 54 percent percent in 2009 to 44 percent today.
 - Women identified they have ever-smoked at a greater rate than men (45-42 percent).

Saratoga County Smoking Rates						
	2020	2017	2015	2013	2011	2009
Ever Smoked	44%	47%	47%	47%	42%	54%
Current Smoker	12%	15%	15%	14%	13%	19%

- Young people (ages 18-34) have ever-smoked at a much lower rate, 35 percent, than older residents that average across age groups ever-smoking at a rate of just under 50 percent.
- Young people, 18-34 years of age, currently smoke at an overall rate of 11 percent.
- The smoking rate increases to 18 percent among those 35-49 years of age, is down to only 11 percent among those 50-64 years of age and four percent among those age 65 or above.
- Residents with less than a college education reported they have ever-smoked at a rate of 51 percent and currently smoke at a rate of 18 percent.
- Those with a college education reported they have ever-smoked at a lower rate, 37 percent, and currently smoke at a rate of six percent.
- Residents with a lower income, under \$50,000 a year, currently smoke at a rate of 19 percent, those earning between \$50,000 and \$100,000 smoke at a rate of 15 percent, and those earning over \$100,000 smoke at a lower rate, six percent.
- Of those that currently smoke, 29 percent use menthol cigarettes.

- Among current smokers, 11 percent use other tobacco products such as cigars, cigarillos or smokeless tobacco. Of this small group, 32 percent, use other tobacco products that are flavored such as with fruit, candy or alcohol flavors.
- 27 percent of Saratoga County residents have tried using an Electronic Cigarette, or other vaping product, up from 26 percent in 2017 and 19 percent in 2015.

Age Breakdown of E-cigarette Usage				
<i>“Have you ever tried using an Electronic Cigarette, E-cigarette, or other vaping product, even just one time?”</i>				
	18-34	35-49	50-64	65+
Yes	59%	23%	21%	3%
No	39%	76%	79%	97%
Don’t Know	2%	0%	0%	0%

- Having tried e-cigs is significantly higher among those 18-34 at 59 percent compared with 23 percent among those 35-49 years of age, 21 percent among those 50-64 and only three percent among those age 65 and above.
- The current E-cig use rate is six percent, which is up from four percent in 2017 and 2015. Among 18-34 year olds, the E-cig use rate is 17 percent.

ATTITUDES TOWARDS SMOKING POLICIES AND ADVERTISING

- 27 percent of Saratoga County residents indicated that addressing the problem of tobacco use including e-cigarettes is among the most important health problems when considering all the health problems in the community.
 - 56 percent say it is equally as important as other health problems
 - 14 percent say that tobacco use is among the least important health problems.
- 67 percent are either somewhat (15 percent) or strongly (52 percent) in favor of policies that prohibit smoking in outdoor public places such as beaches or parks. This is up from 47 percent in 2017 and from 51 percent in 2015.
 - Women, those with a college degree, those that never smoked and those earning \$100,000 or more are most strongly in favor.
 - The only group which is against this prohibition is among those that currently smoke, at 72 percent.
- 73 percent are somewhat (15 percent) or strongly (58 percent) in favor of policies that ban smoking on the grounds of workplaces and businesses open to the public.
- 51 percent are either somewhat (21 percent) or strongly (30 percent) in favor of policies that limit the number of stores that sell tobacco in their community. Again, this is up from 43 percent in 2017.
 - A majority of women, residents age 35-49, those with a college degree, earners of \$100,000 or more and those that never smoked support this limitation. Sixty-seven percent of current smokers oppose this limit on stores, while 18 percent were in favor.

- 72 percent are either somewhat (16 percent) or strongly (56 percent) in favor of policies that ban smoking on the grounds of all municipal properties.
 - Women are more in favor (78 percent) than are men (66 percent).
- 42 percent are either somewhat (9 percent) or strongly (33 percent) in favor of policies that ban the sale of menthol cigarettes while 25 percent are either somewhat (8 percent) or strongly (17 percent) against that ban.
 - A small majority of older residents and those that never smoked are in favor while opposition is greatest among current smokers (77 percent), young people (37 percent) and men (32 percent).
- 34 percent agreed that menthol in cigarettes makes it harder for smokers to quit smoking while 24 percent disagreed.
 - Agreement was highest among those that never smoked (43 percent).
- A more dramatic impact upon the ability of smokers to quit appears to be exposure to tobacco product displays and advertising.
 - 63 percent agree that exposure to tobacco product displays and advertising makes it harder for smokers to quit smoking.
 - Nearly or greater than 60 percent of every demographic group agree that exposure to product displays or advertising makes it harder to quit with only one exception. Current smokers express a plurality of agreement with 34 percent in agreement and 53 percent disagreeing.
- While agreement is strong on the effect that advertising is having on the ability to quit, 46 percent agree that reducing the number of stores that sell tobacco in their community would decrease the number of people who smoke. Forty-two percent disagree that reducing the number of stores that sell tobacco would decrease the number of smokers.

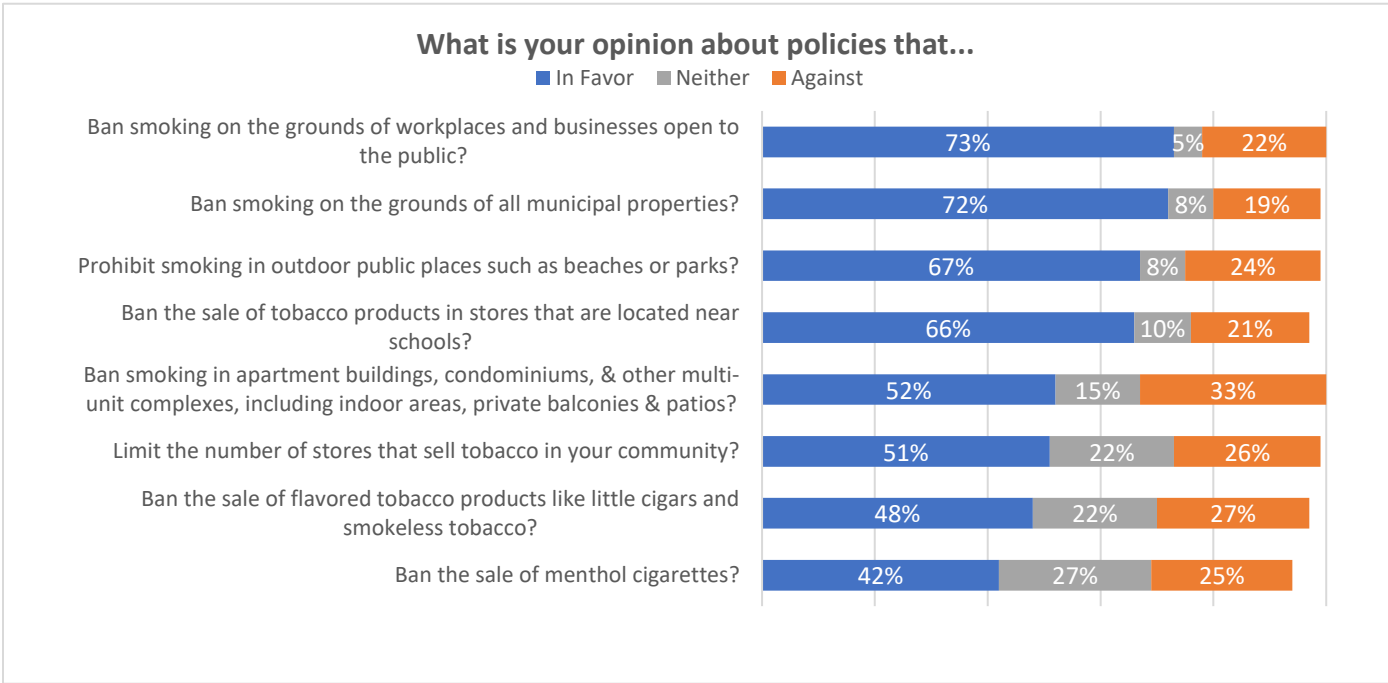


Figure 4: Respondents were most in favor of banning smoking on the grounds of workplaces and businesses open to the public and least in favor of banning the sale of menthol cigarettes.

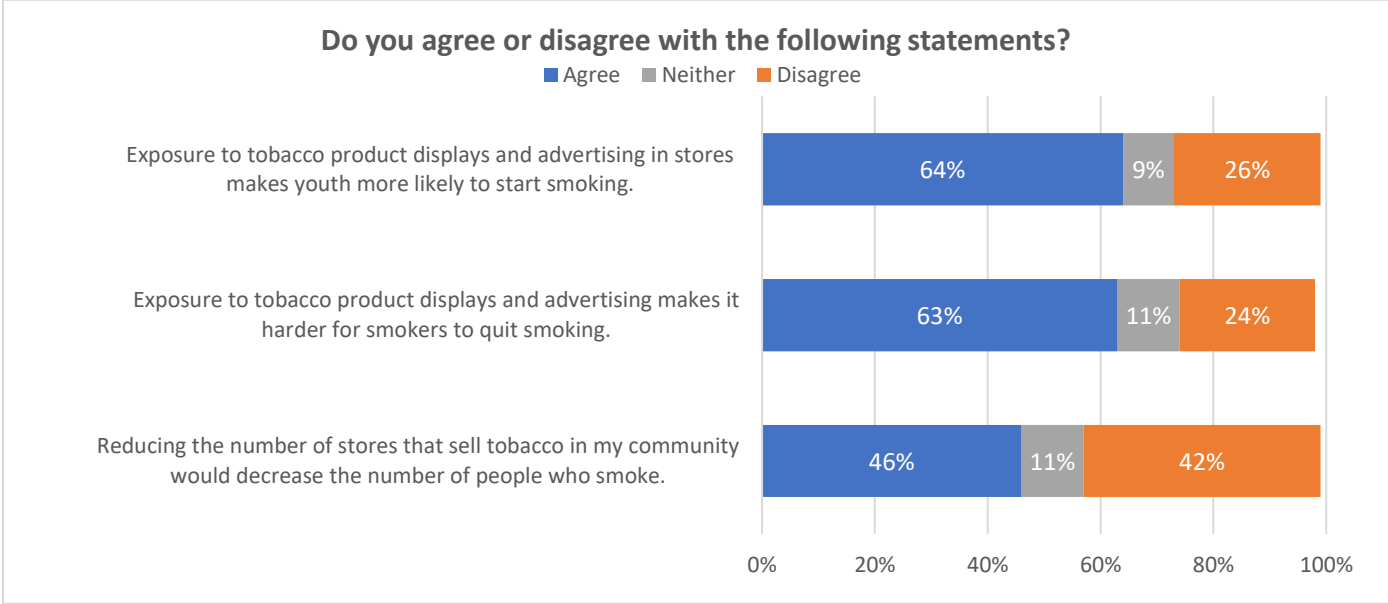


Figure 5: Respondents indicated that exposure to tobacco product displays impact youth

Respondents 'In Favor' of the following policies, over time

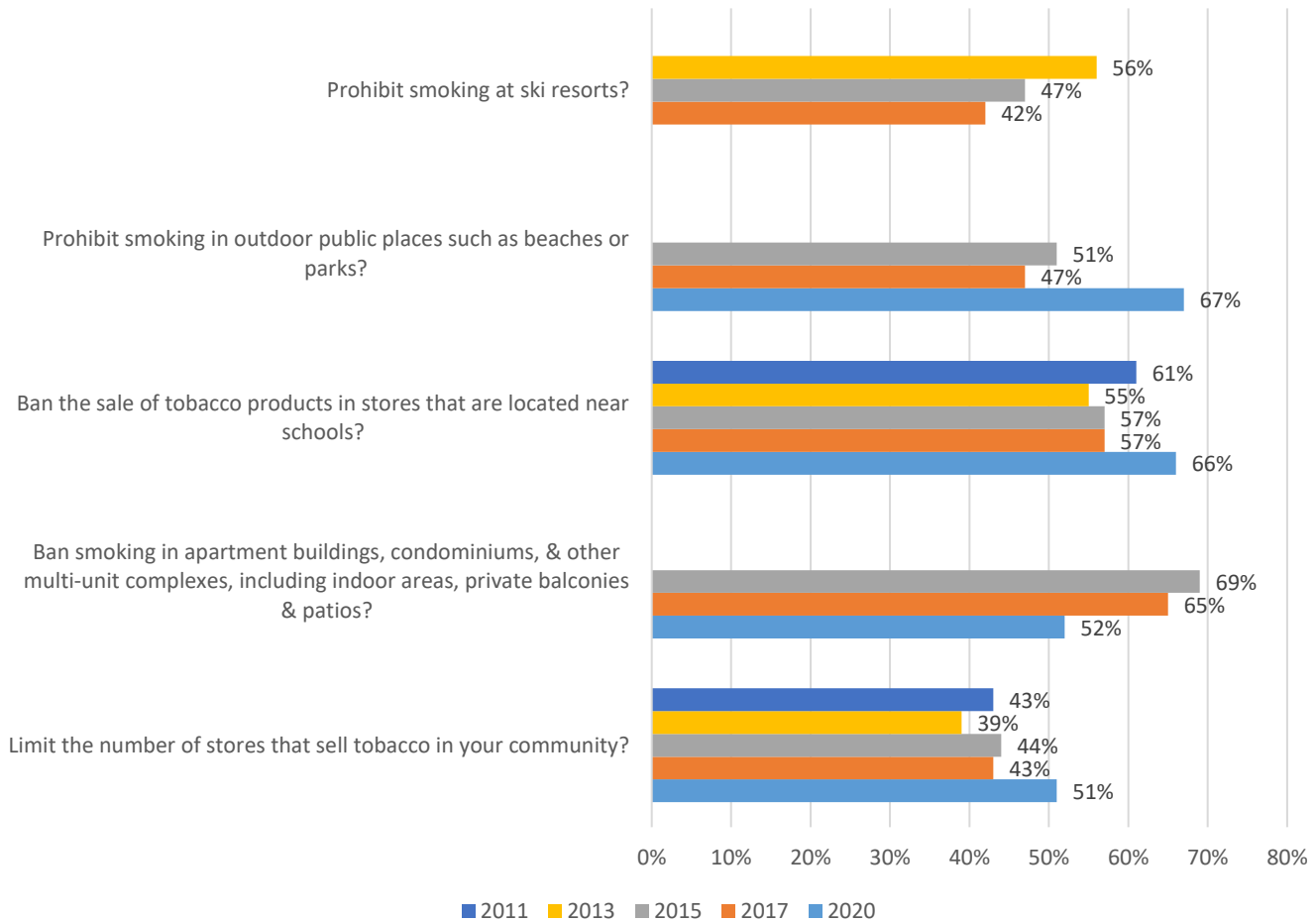


Figure 6: Over time, limiting the number of stores that sell tobacco in the community and near schools maintains support in Saratoga County.

ATTITUDES TOWARDS SMOKING POLICIES AND ADVERTISING IMPACTING YOUNG PEOPLE

Among Saratoga County respondents this year, there is growing support to ban the sale of tobacco products in stores that are located near schools.

- 66 percent are either somewhat (16 percent) or strongly (50 percent) in favor of policies that ban the sale of tobacco products in stores that are located near schools.
 - In 2017, 57 percent of respondents indicated they were in favor of such policies.
- 64 percent (34 percent strongly, 30 percent somewhat) agree that exposure to tobacco product displays and advertising in stores makes youth more likely to

start smoking while only 26 percent disagree. Current smokers are evenly divided on this issue.

- 40 percent of respondents agree that menthol in cigarettes makes it easier for youth to start smoking, while 28 percent disagree. This opinion is higher among those with a college degree, with 44 percent agreeing and 19 percent disagreeing.
- 79 percent agree that candy and fruit flavors that are added to tobacco products makes it easier for youth to start using these products.
 - Among those with children in their household, that view increases to 85 percent.
- 48 percent favor a ban of the sale of flavored tobacco products such as little cigars and smokeless tobacco.

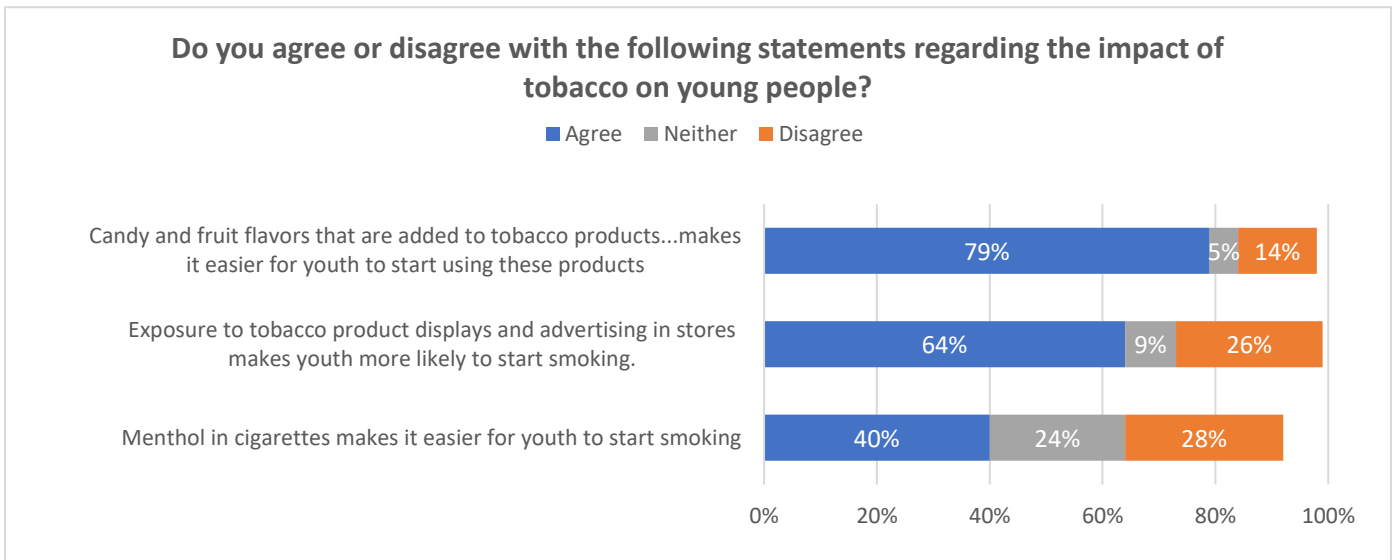


Figure 7: A large majority of respondents agree that candy and fruit flavored tobacco products make it easier for youth to start using tobacco.

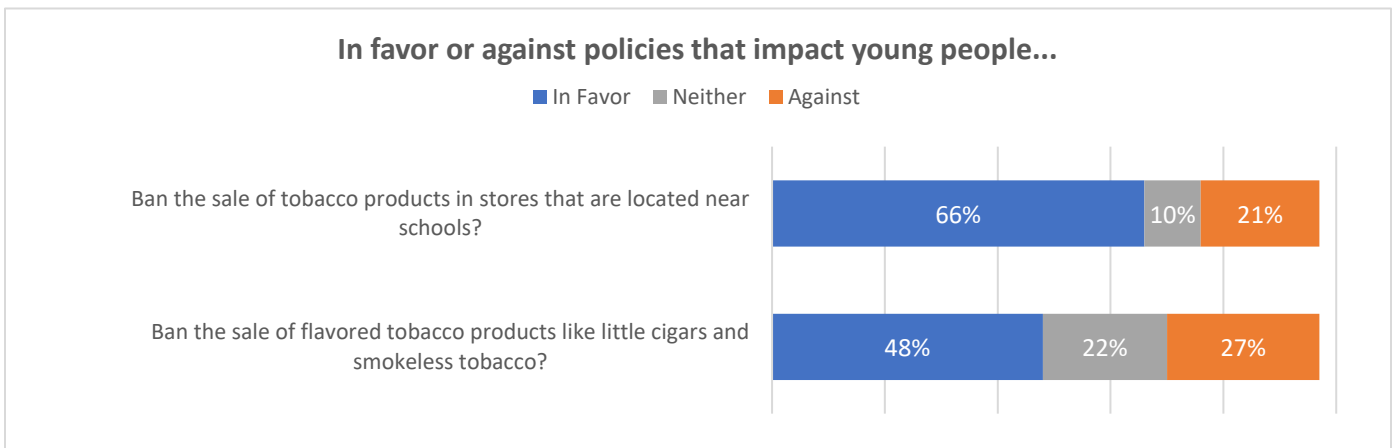


Figure 8: Majorities of respondents are in favor of banning the sale of tobacco near schools and banning the sale of flavored tobacco.

ATTITUDES TOWARDS TOBACCO USE IN RESIDENCES

- 87 percent indicated that smoking is not allowed anywhere inside their house. This is unchanged from 2017.
 - Eight percent say that smoking is allowed in some places or at some times.
 - Not allowing smoking anywhere inside the house is greatest at 98 percent among those with children in the household, and at 93 percent among those earning \$100,000 or more and among those that smoked in the past but do not currently smoke.
 - 63 percent of current smokers do not allow smoking inside their home but 20 percent allow it in some places or at some times and 17 percent of smokers allow smoking anywhere inside their home.
- Overall, 52 percent are either somewhat (17 percent) or strongly (35 percent) in favor of policies that ban smoking in apartment buildings, condominiums, and other multi-unit complexes including indoor areas, private balconies and patios. This is down from 65 percent in 2017.
 - Among renters, support for this ban is at 64 percent, however 45 percent support it strongly.
 - Across the 14 counties surveyed in the Capital Region, support is at 50 percent, with 35 percent strongly supporting in favor. Support is higher in Saratoga County.
 - The sample size is not large enough to comment on support for this ban by those who live in a complex with four units or more in Saratoga County.
 - Across these 14 counties, support among those that rent in building with four or more units is at 57 percent, with 43 percent strongly in favor.

METHODS AND NATURE OF THE SAMPLE

Using random digit-dialing (RDD) and a known web-sampling provider, telephone and web interviews were conducted with 351 residents of Saratoga County. Completed interviews from phone and web were merged and weighted by known age and gender characteristics so as to enhance representativeness.

Data is reported with a margin of error of +/- 6.0 percentage points at the 95 percent confidence level having included the design effect of weighting on that margin of error.

WARREN COUNTY 2020: SUMMARY

The overall smoking rate in Warren County stands at nine percent, having gradually decreased over the last 11 years. Increasing and strong support is present in Warren County for policies banning smoking in many public areas and to ban the sale of tobacco products near schools. Concern is high that tobacco displays and advertising induce young people to smoke. Over 85 percent of residents continue to not allow smoking in their homes.

TOBACCO USE

- 46 percent of Warren County residents have smoked at least 100 cigarettes in their lifetime.
 - Nine percent are currently smokers, compared to 17 percent in 2015 and 16 percent in 2017.
 - The percentage of Warren County residents that have ever-smoked has fallen from 54 percent in 2009 to 46 percent in 2020.
 - Men identified they have ever-smoked at a slightly greater rate than women (47-45 percent).

Warren County Smoking Rates						
	2020	2017	2015	2013	2011	2009
Ever Smoked	46%	46%	48%	55%	53%	54%
Current Smoker	9%	16%	17%	19%	16%	18%

- Young people (ages 18-34) have ever-smoked at a much lower rate, 39 percent, than older residents with an average across age groups ever-smoking at a rate of 50 percent.
- Young people, 18-34 years of age, currently smoke at an overall rate of 11 percent.
- The smoking rate is 13 percent among those 35-49 years of age and drops to nine percent among those 50-64 years of age, and to only two percent among those age 65 or above.
- Residents with less than a college education reported they have ever-smoked at a rate of 53 percent and currently smoke at a rate of 15 percent.
- Those with a college education reported they have ever-smoked at a lower rate, 39 percent, and currently smoke at a rate of three percent.
- Residents with a lower income, under \$50,000 a year, currently smoke at a rate of 13 percent, those earning between \$50,000 and \$100,000 smoke at a rate of ten percent, and those earning over \$100,000 smoke at a lower rate, three percent.
- Of those that currently smoke, 49 percent use menthol cigarettes. Of the three counties surveyed, this is significantly higher than Saratoga County (at 29 percent) and Washington County (at 13 percent).

- Among current smokers, 12 percent use other tobacco products such as cigars, cigarillos or smokeless tobacco. Of this small group, 27 percent, use other tobacco products that are flavored such as with fruit, candy or alcohol flavors.
- 24 percent of Warren County residents have tried using an Electronic Cigarette, or other vaping product, down from 31 percent in 2017.

Age Breakdown of E-cigarette Usage				
<i>“Have you ever tried using an Electronic Cigarette, E-cigarette, or other vaping product, even just one time?”</i>				
	18-34	35-49	50-64	65+
Yes	57%	25%	16%	2%
No	43%	75%	84%	98%
Don’t Know	0%	0%	0%	0%

- Having tried e-cigs is significantly higher among those 18-34 at 57 percent compared with 25 percent among those 35-49 years of age, 16 percent among those 50-64 and only two percent among those age 65 and above.
- The current E-cig use rate is seven percent, which is down from eight percent in 2017 and up from four percent in 2015. Among 18-34 year olds, the E-cig use rate is 29 percent.

ATTITUDES TOWARDS SMOKING POLICIES AND ADVERTISING

- 27 percent of Warren County residents indicate that addressing the problem of tobacco use including e-cigarettes is among the most important health problems when considering all the health problems in the community.
 - 60 percent say it is equally as important as other health problems
 - 12 percent say tobacco use is among the least important health problems.
- 68 percent are either somewhat (15 percent) or strongly (53 percent) in favor of policies that prohibit smoking in outdoor public places such as beaches or parks. This is up from 48 percent in 2017.
 - Women, those with a college degree, those that never smoked and those age 35-49 are most strongly in favor.
- 72 percent are somewhat (17 percent) or strongly (55 percent) in favor of policies that ban smoking on the grounds of workplaces and businesses open to the public.
 - Current smokers oppose the ban at 60 percent.
- 44 percent are either somewhat (15 percent) or strongly (29 percent) in favor of policies that limit the number of stores that sell tobacco in their community. This is down from 47 percent in 2017.
 - A majority of those who earn of \$100,000 or more, those with a college degree, and those that never smoked support this limit on stores.
- 76 percent are either somewhat (16 percent) or strongly (60 percent) in favor of policies that ban smoking on the grounds of all municipal properties.
 - Women are more strongly in favor (66 percent) than are men (53 percent).

- 43 percent are either somewhat (10 percent) or strongly (33 percent) in favor of policies that ban the sale of menthol cigarettes, while 23 percent are either somewhat (6 percent) or strongly (17 percent) against that ban.
 - A small majority of older residents and those that never smoked are in favor, while strong opposition is greatest among current smokers (50 percent) and those who smoked in the past (30 percent).
- 32 percent agreed that menthol in cigarettes makes it harder for smokers to quit smoking, while 28 percent disagreed.
 - Agreement was highest among those that never smoked (39 percent), those earning over \$100,000 (40 percent), and older respondents (44 percent).
- A more dramatic impact upon the ability of smokers to quit appears to be exposure to tobacco product displays and advertising.
 - 63 percent agree that exposure to tobacco product displays and advertising makes it harder for smokers to quit smoking.
 - Nearly or greater than 60 percent of every demographic group agree that exposure to product displays or advertising makes it harder to quit with only one exception. Current smokers express a plurality of agreement with 25 percent in agreement and 49 percent disagreeing.
- While agreement is strong on the effect that advertising is having on the ability to quit, almost half of residents (41 percent) agree that reducing the number of stores that sell tobacco in their community would decrease the number of people who smoke. Twenty-four percent disagree that reducing the number of stores that sell tobacco would decrease the number of smokers.

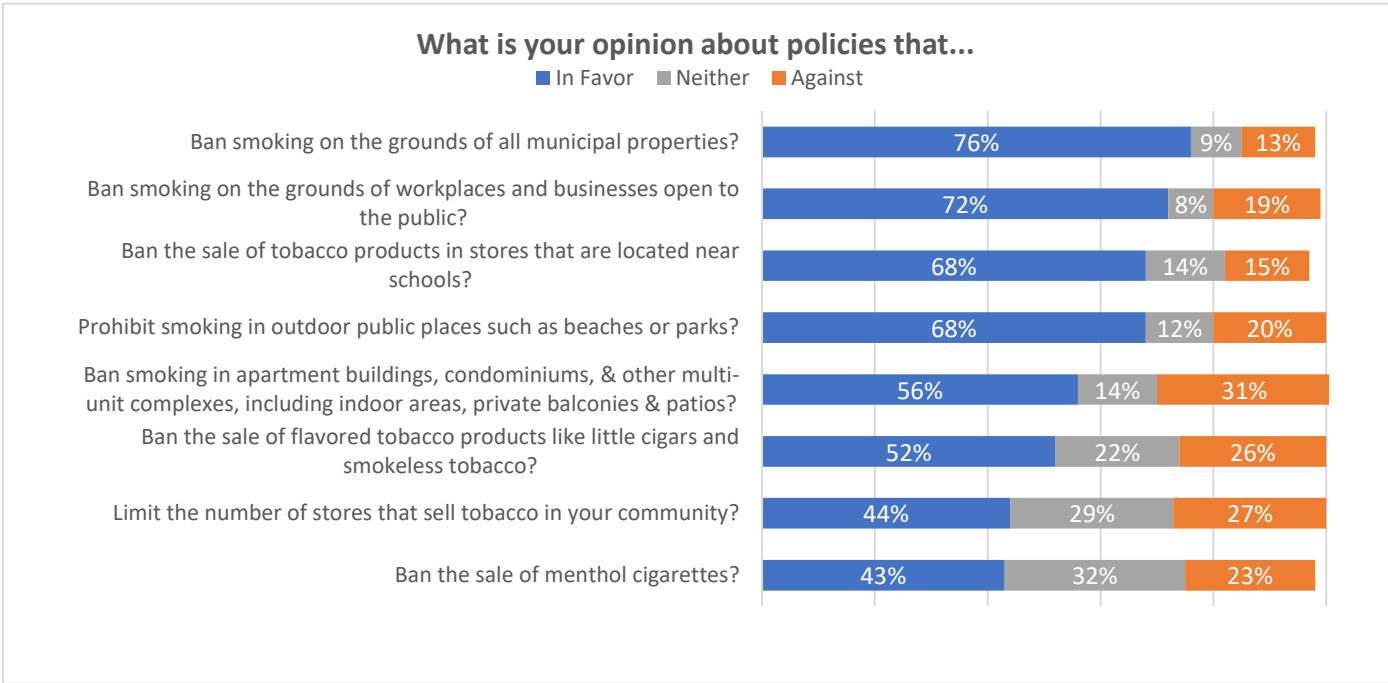


Figure 2: Respondents were most in favor of banning smoking on the grounds of all municipal properties and least in favor of banning the sale of menthol cigarettes.

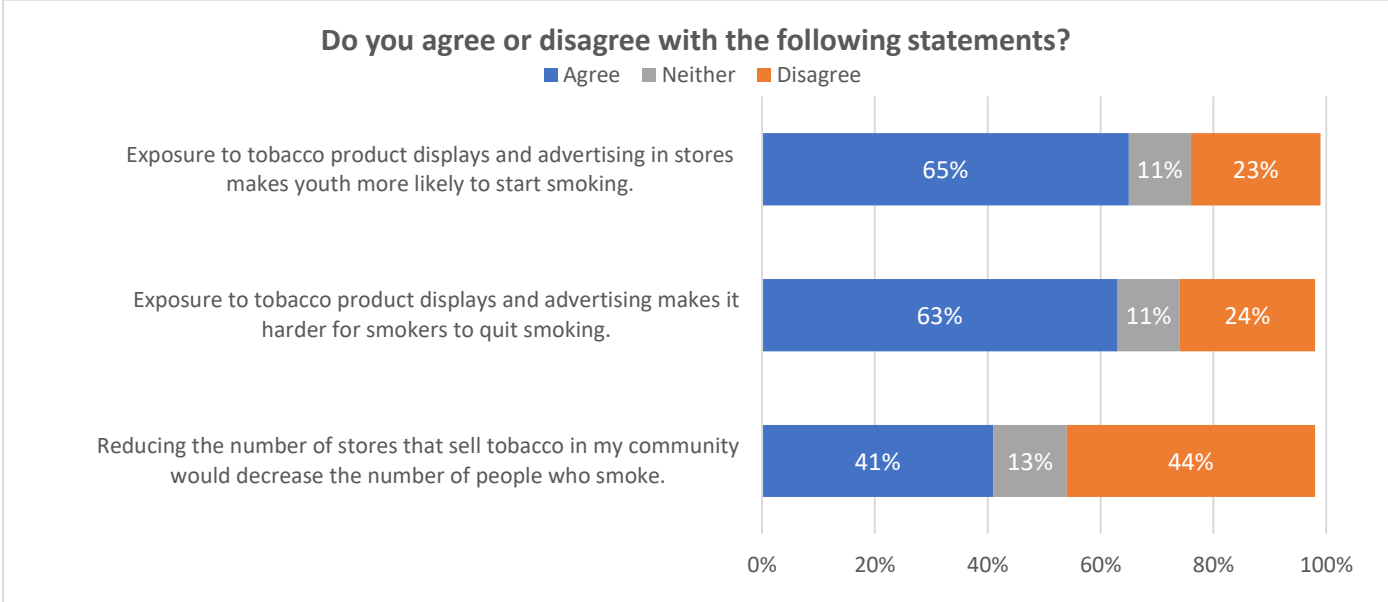


Figure 3: Respondents indicated that exposure to tobacco product displays impact youth

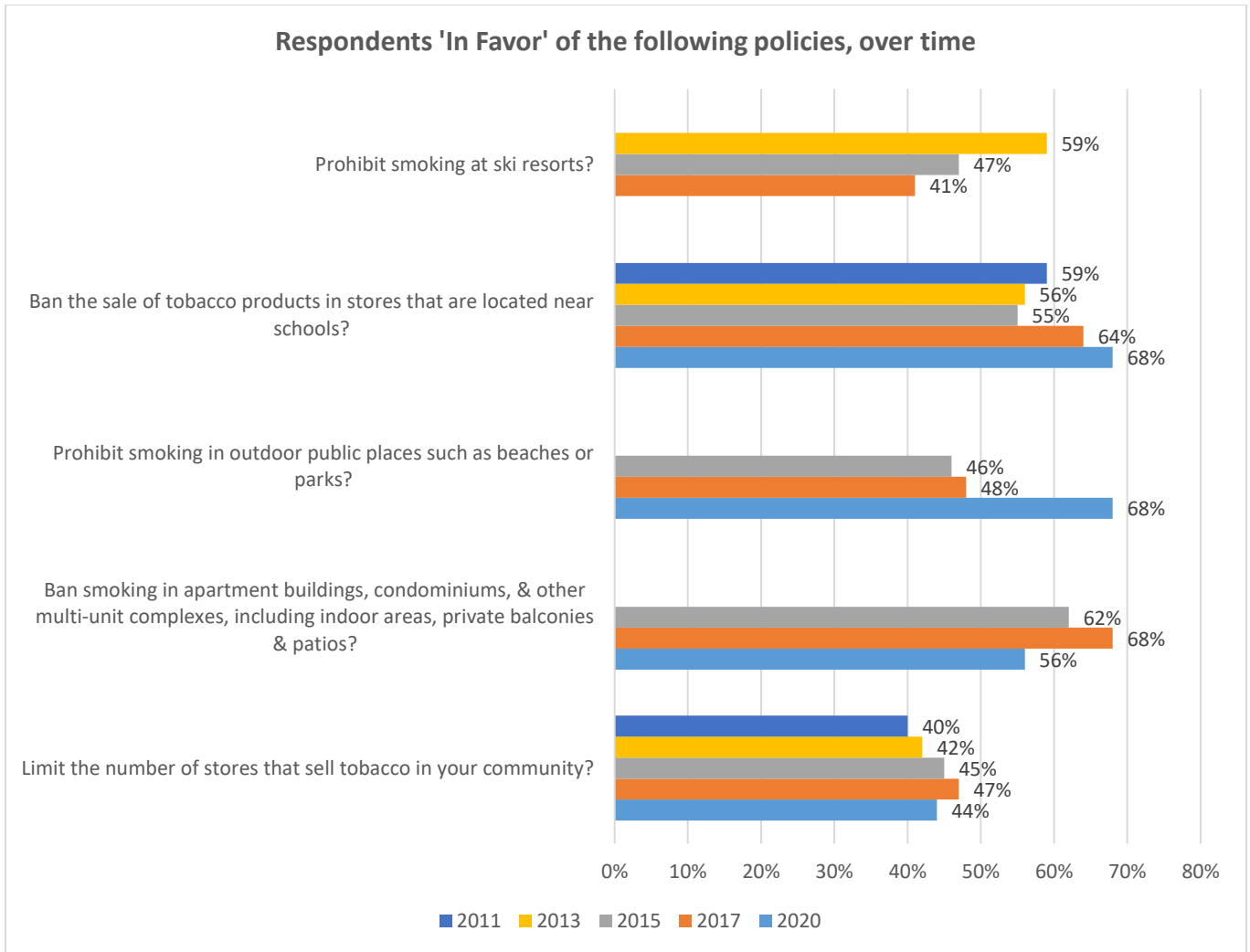


Figure 4: Over time, banning smoking on the grounds of businesses open to the public has the most support while limiting the number of stores that sell tobacco has the least support among respondents.

ATTITUDES TOWARDS SMOKING POLICIES AND ADVERTISING IMPACTING YOUNG PEOPLE

Among Warren County respondents this year, there is growing support to ban the sale of tobacco products in stores that are located near schools.

- 69 percent are either somewhat (17 percent) or strongly (52 percent) in favor of policies that ban the sale of tobacco products in stores that are located near schools.
 - In 2017, 64 percent of respondents indicated they were in favor of such policies.
- 65 percent (41 percent strongly, 24 percent somewhat) agree that exposure to tobacco product displays and advertising in stores makes youth more likely to start smoking while only 23 percent disagree. Current smokers are evenly divided on this issue.

- 44 percent of respondents agree that menthol in cigarettes makes it easier for youth to start smoking, while 29 percent disagree. Those that believe menthol makes it easier for youth to start smoking rises to a larger majority among those age 65 and older at 54 percent. In this group, 21 percent disagreed.
- 78 percent agree that candy and fruit flavors that are added to tobacco products makes it easier for youth to start using these products.
 - Among females that view increases to 82 percent.
- 52 percent favor a ban of the sale of flavored tobacco products such as little cigars and smokeless tobacco.

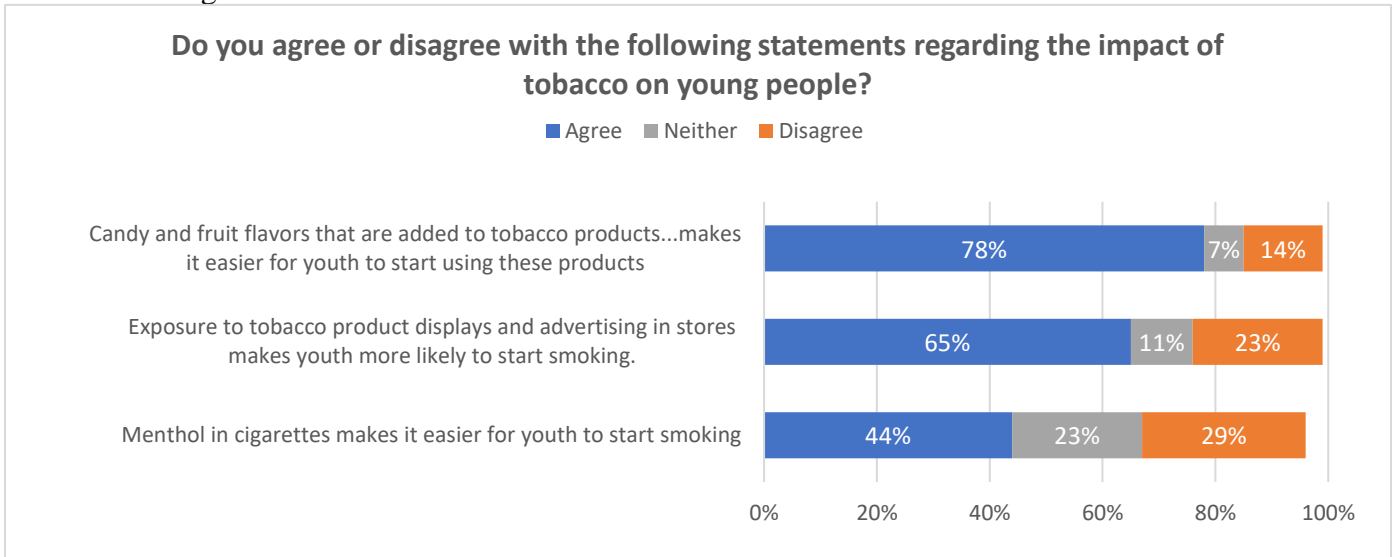


Figure 5: A large majority of respondents agree that candy and fruit flavored tobacco products make it easier for youth to start using tobacco.

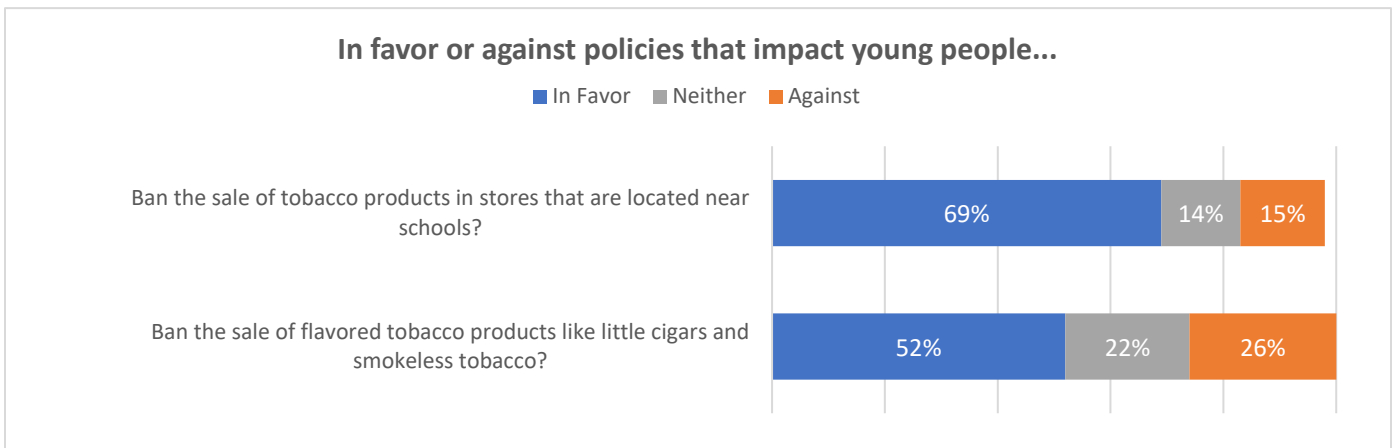


Figure 6: Majorities of respondents are in favor of banning the sale of tobacco near schools and banning the sale of flavored tobacco.

ATTITUDES TOWARDS TOBACCO USE IN RESIDENCES

- 86 percent indicate that smoking is not allowed anywhere inside their house.
 - Nine percent say that smoking is allowed in some places or at some times.

- Not allowing smoking anywhere inside the house is greatest at 94 percent among those with children in the household and at 91 percent among those age 65 and older and those earning over \$100,000.
- 68 percent of current smokers do not allow smoking inside their home but 23 percent allow it in some places or at some times and nine percent of smokers allow smoking anywhere inside their home.
- Overall, 56 percent are either somewhat (21 percent) or strongly (35 percent) in favor of policies that ban smoking in apartment buildings, condominiums, and other multi-unit complexes including indoor areas, private balconies and patios. This is down from 68 percent in 2017 and from 62 percent in 2015.
 - Among renters, support for this ban is at 53 percent, however 39 percent support it strongly.
 - Across the 14 counties surveyed in the Capital Region, support is at 50 percent, with 35 percent strongly supporting in favor.
 - Among those that rent in buildings with four or more units, support for policies that ban smoking is at 63 percent, with 41 percent strongly supporting.
 - Across these 14 counties, support among those that rent in building with four or more units is at 57 percent, with 43 percent strongly in favor.

METHODS AND NATURE OF THE SAMPLE

Using random digit-dialing (RDD) and a known web-sampling provider, telephone and web interviews were conducted with 342 residents of Warren County. Completed interviews from phone and web were merged and weighted by known age and gender characteristics so as to enhance representativeness.

Data is reported with a margin of error of +/- 6.0 percentage points at the 95 percent confidence level having included the design effect of weighting on that margin of error.

WASHINGTON COUNTY 2020: SUMMARY

The overall smoking rate in Washington County stands at 16 percent, decreased across the last 11 years. Increasing and strong support is present in Washington County for policies banning smoking in many public areas and to ban the sale of tobacco products near schools. Concern is high that tobacco displays and advertising induce young people to smoke. Eighty-three percent of residents continue to not allow smoking in their homes.

TOBACCO USE

- 49 percent of Washington County residents have smoked at least 100 cigarettes in their lifetime.
 - 16 percent are currently smokers, compared to 20 percent in 2015 and 17 percent in 2017.
 - The percentage of Washington County residents that have ever-smoked is virtually unchanged from 49 percent in 2009 to 49 percent today.
 - Men who indicated they have ever-smoked at a greater rate than women (53-39 percent).

Washington County Smoking Rates						
	2020	2017	2015	2013	2011	2009
Ever Smoked	49%	47%	45%	47%	50%	49%
Current Smoker	16%	17%	20%	18%	17%	19%

- Young people (ages 18-34) have ever-smoked at a much lower rate, 30 percent, than older residents with an average across age groups ever-smoking at a rate of over 50 percent.
- Young people, 18-34 years of age, currently smoke at an overall rate of 19 percent.
- The smoking rate is 20 percent among those 35-49 years of age, and drops to 17 percent among those 50-64 years of age and to only six percent among those age 65 or above.
- Residents with less than a college education have ever-smoked at a rate of 51 percent and currently smoke at a rate of 18 percent.
- Those with a college education reported they have ever-smoked at a lower rate, 47 percent, and currently smoke at a rate of 13 percent.
- Residents with a lower income, under \$50,000 a year, currently smoke at a rate of 26 percent, those earning between \$50,000 and \$100,000 smoke at a rate of 17 percent, and those earning over \$100,000 smoke at a lower rate, three percent.
- Of those that currently smoke, 13 percent use menthol cigarettes.

- Among current smokers, 15 percent use other tobacco products such as cigars, cigarillos or smokeless tobacco. Of this small group, 37 percent, use other tobacco products that are flavored such as with fruit, candy or alcohol flavors.
- 25 percent of Washington County residents have tried using an Electronic Cigarette, or other vaping product, down from 27 percent in 2017 but and increase from 23 percent in 2015.

Age Breakdown of E-cigarette Usage				
<i>“Have you ever tried using an Electronic Cigarette, E-cigarette, or other vaping product, even just one time?”</i>				
	18-34	35-49	50-64	65+
Yes	55%	20%	15%	7%
No	45%	78%	85%	93%
Don’t Know	0%	1%	0%	0%

- Having tried e-cigs is significantly higher among those 18-34 at 55 percent compared with 20 percent among those 35-49 years of age, 15 percent among those 50-64 and only seven percent among those age 65 and above.
- The current E-cig use rate is six percent, which is up from four percent in 2017 and two percent in 2015. Among 18-34 year olds, E-cig use rate is 13 percent.

ATTITUDES TOWARDS SMOKING POLICIES AND ADVERTISING

- 22 percent of Washington County residents indicated that addressing the problem of tobacco use including e-cigarettes is among the most important health problems when considering all the health issues in the community.
 - 60 percent say it is equally as important as other health problems.
 - 15 percent say that tobacco use is among the least important health problems.
- 63 percent are either somewhat (19 percent) or strongly (44 percent) in favor of policies that prohibit smoking in outdoor public places such as beaches or parks. This is up from 59 percent in 2017.
 - Women, those with a college degree, those with children in the household, those who never smoked and those earning \$100,000 or more are most strongly in favor.
 - The only group which is opposed to this prohibition is among those that currently smoke with 56 percent opposing.
- 65 percent are somewhat (18 percent) or strongly (47 percent) in favor of policies that ban smoking on the grounds of workplaces and businesses open to the public.
- 44 percent are somewhat (13 percent) or strongly (31 percent) in favor of policies that limit the number of stores that sell tobacco in their community. This is up from 39 percent in 2017.
 - A majority of women, those with a college degree, earners of \$100,000 or more and those that never smoked support this limitation.
 - Current smokers oppose the limitation at 46 percent.

- 64 percent are somewhat (16 percent) or strongly (48 percent) in favor of policies that ban smoking on the grounds of all municipal properties.
 - Women are more in favor (73 percent) than are men (56 percent).
- 39 percent are somewhat (9 percent) or strongly (30 percent) in favor of policies that ban the sale of menthol cigarettes, while 28 percent are somewhat (9 percent) or strongly (19 percent) against that ban.
 - A small majority of residents age 65 and older and those that never smoked are in favor while opposition is greatest among current smokers (61 percent).
- 30 percent agreed that menthol in cigarettes makes it harder for smokers to quit smoking, while 29 percent disagreed.
 - Agreement was highest among those that never smoked (39 percent), those earning less than \$50,000 (39 percent), and those 18-34 (38 percent).
- A more dramatic impact upon the ability of smokers to quit appears to be exposure to tobacco product displays and advertising.
 - 65 percent agree that exposure to tobacco product displays and advertising makes it harder for smokers to quit smoking.
 - Nearly or greater than 60 percent of every demographic group agree that exposure to product displays or advertising makes it harder to quit with only one exception. Current smokers express a plurality of agreement with 39 percent in agreement and 49 percent disagreeing.
- While agreement is strong on the effect that advertising is having on the ability to quit, only 38 percent agree that reducing the number of stores that sell tobacco in their community would decrease the number of people who smoke. Forty-nine percent disagree that reducing the number of stores that sell tobacco would decrease the number of smokers.

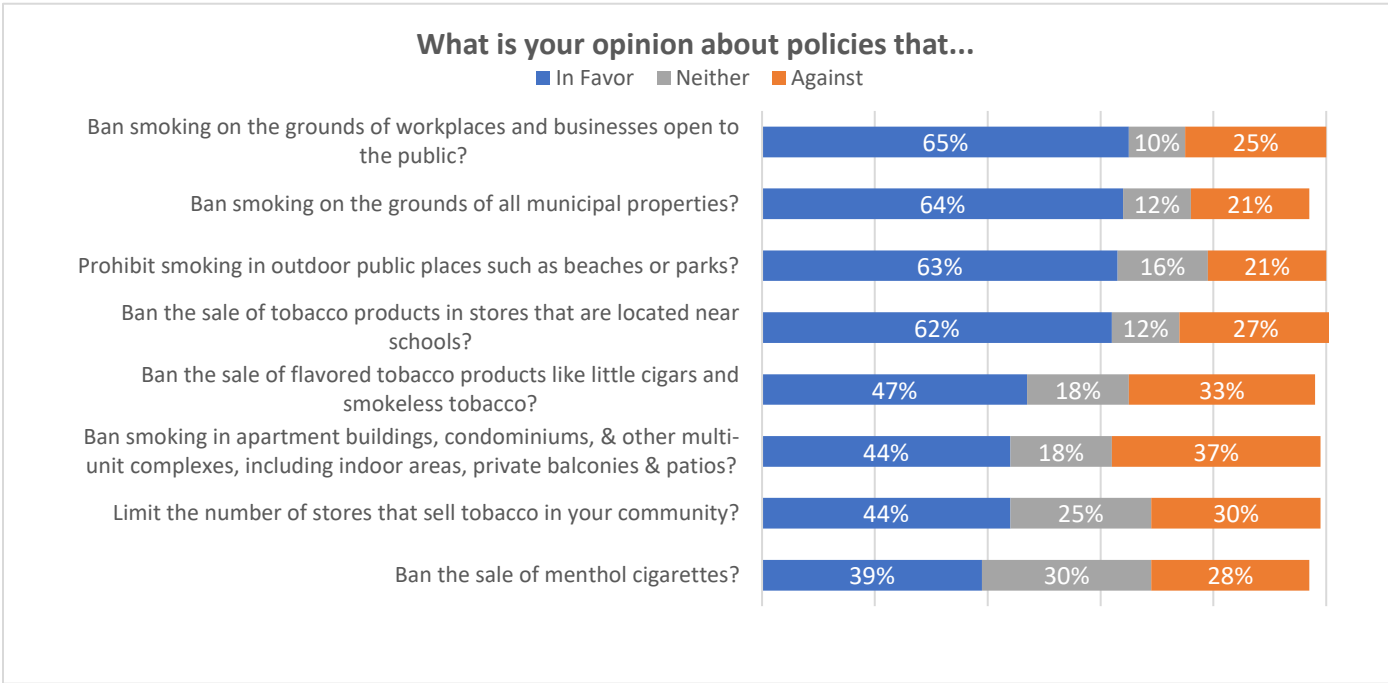


Figure 2: Respondents were most in favor of banning smoking on the grounds of workplaces and businesses open to the public and least in favor of banning the sale of menthol cigarettes.

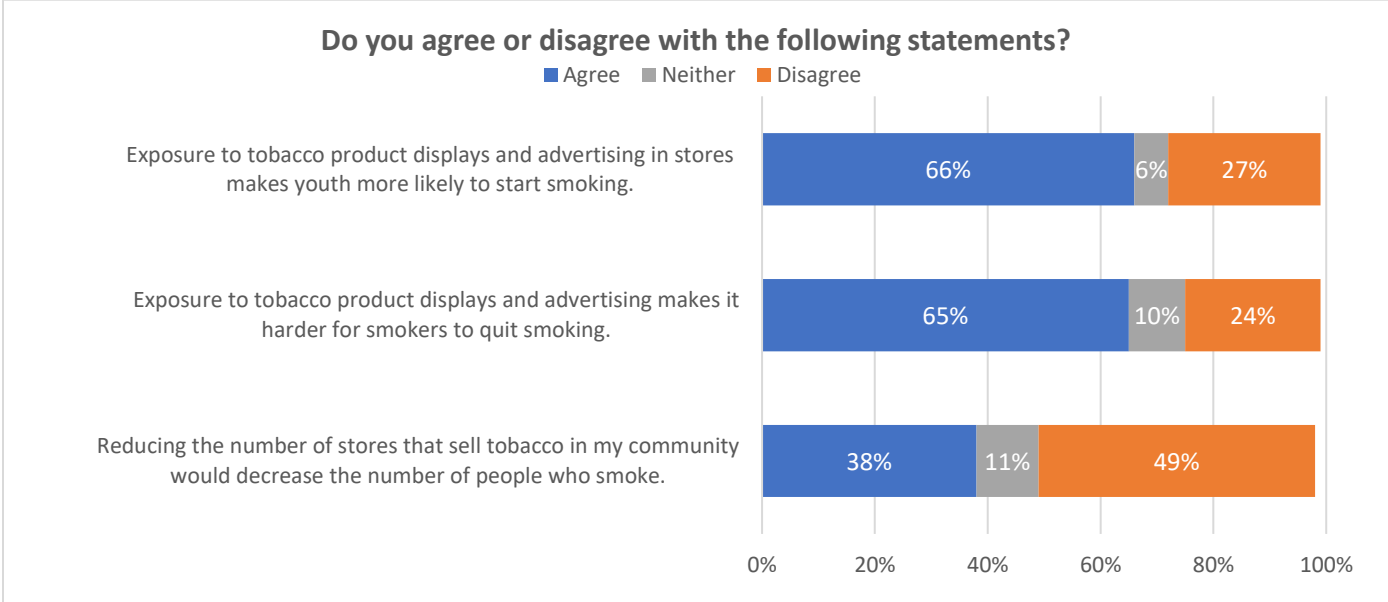


Figure 3: Respondents indicated that exposure to tobacco product displays impact youth

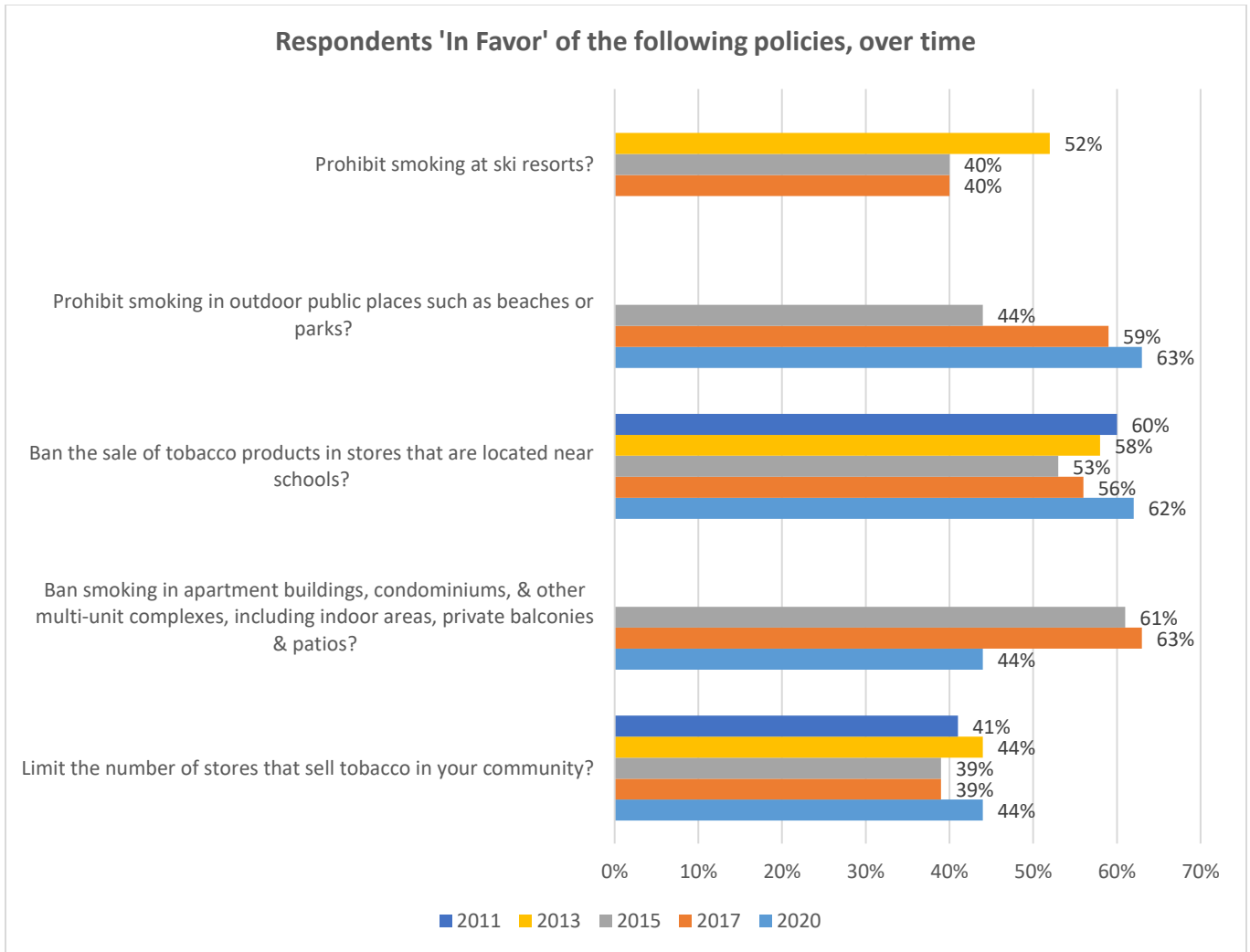


Figure 4: Over time, banning the sale of tobacco products in stores that are located near schools has the most support while limiting the number of stores that sell tobacco has the least support among respondents.

ATTITUDES TOWARDS SMOKING POLICIES AND ADVERTISING IMPACTING YOUNG PEOPLE

Among Washington County respondents this year, there is growing support to ban the sale of tobacco products in stores that are located near schools.

- 62 percent are either somewhat (14 percent) or strongly (48 percent) in favor of policies that ban the sale of tobacco products in stores that are located near schools.
 - In 2017, 56 percent of respondents indicated they were in favor of such policies.
- 66 percent (41 percent strongly, 25 percent somewhat) agree that exposure to tobacco product displays and advertising in stores makes youth more likely to start smoking, while only 27 percent disagree. Those aged 35-49 disagreed the most at 35 percent.

- By 42 percent of respondents agree that menthol in cigarettes makes it easier for youth to start smoking, while 31 percent disagreed.
 - Those most in agreement are those aged 65 and older at 57 percent.
- 76 percent agree that candy and fruit flavors that are added to tobacco products makes it easier for youth to start using these products.
 - Among those age 65 and older that view increases to 81 percent.
- 47 percent favor a ban of the sale of flavored tobacco products such as little cigars and smokeless tobacco.

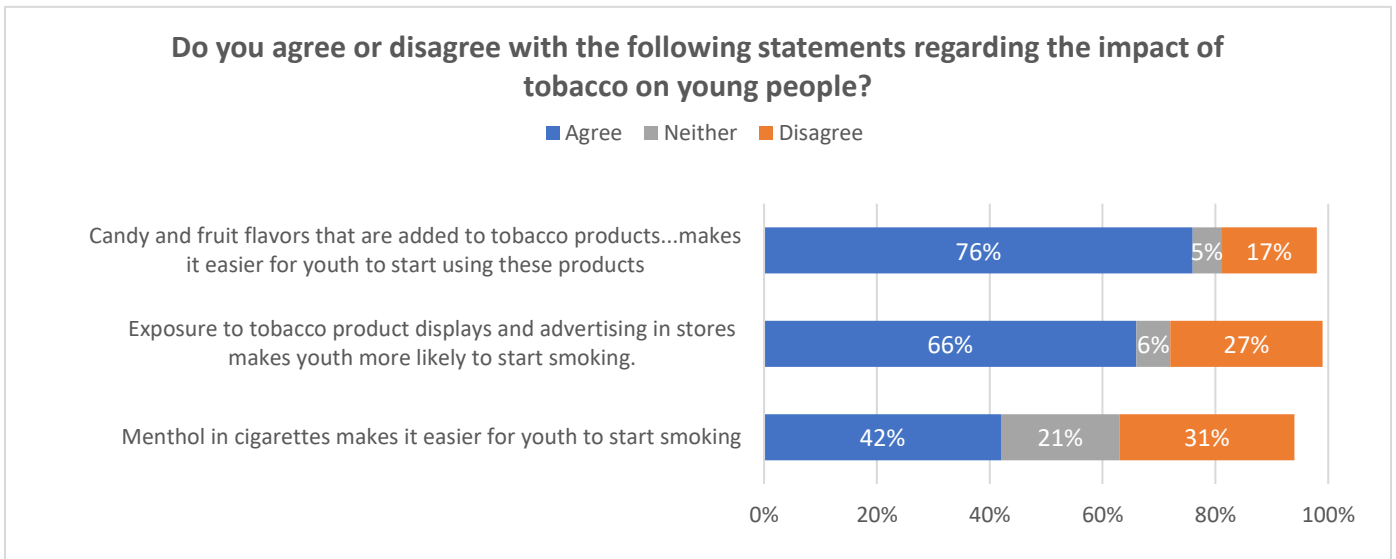


Figure 5: A large majority of respondents agree that candy and fruit flavored tobacco products make it easier for youth to start using tobacco.

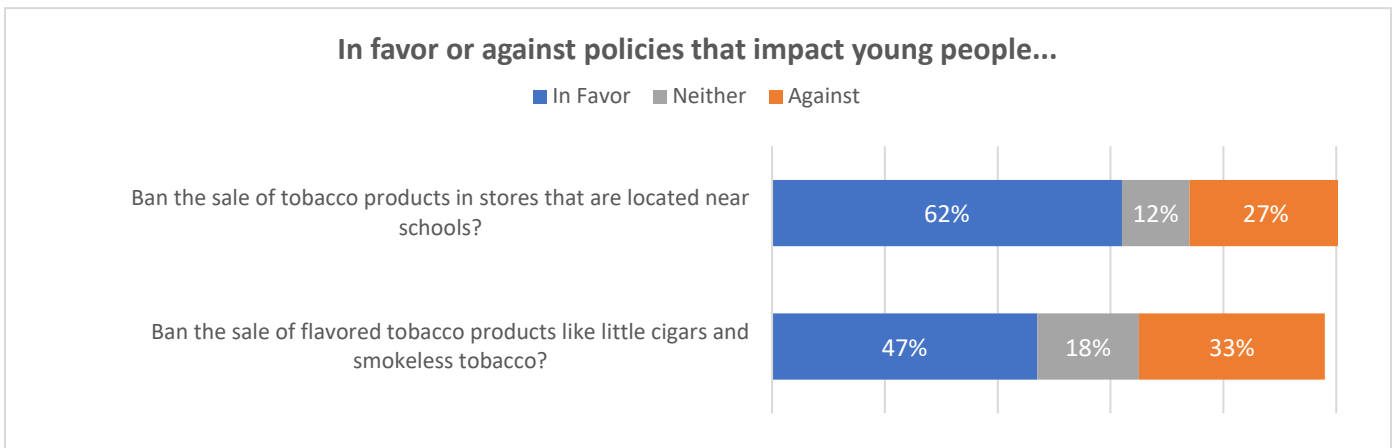


Figure 6: Majorities of respondents are in favor of banning the sale of tobacco near schools and banning the sale of flavored tobacco.

ATTITUDES TOWARDS TOBACCO USE IN RESIDENCES

- 83 percent (a decrease from 90 percent in 2017) report that smoking is not allowed anywhere inside their house.
 - Nine percent say that smoking is allowed in some places or at some times.

- Not allowing smoking anywhere inside the house is greatest at 96 percent among those age 35-49 and at 94 percent among those with children in their household and those who earn \$100,000 or more.
- 55 percent of current smokers do not allow smoking inside their home but 18 percent allow it in some places or at some times and 27 percent of smokers allow smoking anywhere inside their home.
- Overall, 44 percent are either somewhat (15 percent) or strongly (29 percent) in favor of policies that ban smoking in apartment buildings, condominiums, and other multi-unit complexes including indoor areas, private balconies and patios. This is down from 63 percent in 2017.
 - The sample size is not large enough to comment on support for this ban by those who rent in Washington County.
 - Across the 14 counties surveyed in the Capital Region, support is at 50 percent, with 35 percent strongly supporting in favor.
 - The sample size is not large enough to comment on support for this ban by those who live in a complex with four units or more in Washington County.
 - Across the 14 counties surveyed, support among those that rent in building with four or more units is at 57 percent, with 43 percent strongly in favor.

METHODS AND NATURE OF THE SAMPLE

Using random digit-dialing (RDD) and a known web-sampling provider, telephone and web interviews were conducted with 351 residents of Washington County. Completed interviews from phone and web were merged and weighted by known age and gender characteristics so as to enhance representativeness.

Data is reported with a margin of error of +/- 6.1 percentage points at the 95 percent confidence level having included the design effect of weighting on that margin of error.

14 COUNTY COMPARISON POINTS

SCRI conducted the identical survey in each of 14 counties – Albany, Columbia, Delaware, Fulton, Greene, Hamilton, Montgomery, Otsego, Rensselaer, Saratoga, Schenectady, Schoharie, Warren and Washington – this spring/summer. The following table shows the results across each of those counties for five important questions:

- The current smoking rate computed as the percent of residents that smoke now either every day or some days from among those that indicate having smoked at least 100 cigarettes in their life.
- Support for a regulation (either strongly or somewhat in favor) that would limit the number of stores that could sell tobacco in their community.
- Support for a regulation that would ban the sale of tobacco products in stores that are located near schools.
- Support for a regulation that would ban the sale of menthol cigarettes.
- Support for a regulation that would ban the sale of flavored tobacco products.

Saratoga County Points:

- In Saratoga County, the smoking rate at 12 percent is slightly below the 14 County average of 14 percent.
- Saratoga residents support limiting the number of stores that sell tobacco, banning sales near schools, banning the sale of menthol cigarettes and flavors tobacco products at rates similar to the 14 County average.
- Included in the table as well are the responses from the entire sample of 4,651 respondents weighted by county population size so as to generate a sample representative of the 14 county region. Compared to this 14 County universe sample, the smoking rate of Saratoga County is three points lower.

Warren County Points:

- In Warren County, the smoking rate at nine percent is below the 14 County average of 14 percent.
- Warren County residents support limiting the number of stores that sell tobacco, banning sales near schools, banning the sale of menthol cigarettes and flavors tobacco products at rates greater than the 14 County average.
- Included in the table as well are the responses from the entire sample of 4,651 respondents weighted by county population size so as to generate a sample representative of the 14 county region. Compared to this 14 County universe sample, the smoking rate of Warren County is less than the sample by six percent.

Washington County Points:

- In Washington County, the smoking rate at 16 percent is above the 14 County average of 14 percent.
- Washington residents support limiting the number of stores that sell tobacco, banning sales near schools, banning the sale of menthol cigarettes and flavors tobacco products at rates lower than the 14 County average.
- Included in the table as well are the responses from the entire sample of 4,651 respondents weighted by county population size so as to generate a sample representative of the 14 county region. Compared to this 14 County universe sample, the smoking rate of Washington County is one point higher.

County	Smoking rate	Limit # of stores that sell tobacco	Ban sale near schools	Ban sale of menthol cigarettes	Ban sale of flavored tobacco products
Albany	13%	50%	69%	47%	51%
Rensselaer	15%	53%	70%	43%	51%
Schenectady	17%	43%	60%	44%	43%
Saratoga	12%	41%	66%	42%	48%
Warren	9%	44%	69%	43%	52%
Washington	16%	44%	62%	39%	47%
Fulton	16%	45%	77%	38%	45%
Hamilton	14%	35%	60%	35%	48%
Montgomery	16%	45%	67%	38%	45%
Columbia	8%	50%	68%	44%	45%
Green	16%	45%	64%	38%	47%
Delaware	14%	41%	61%	38%	44%
Otsego	19%	46%	69%	42%	50%
Schoharie	15%	41%	66%	39%	50%
14 County Average	14%	45%	66%	41%	48%
14 County Universe	15%	48%	66%	44%	49%